

ICC



LSU

**TIGER TRAILS
GUIDE**

Table of Contents

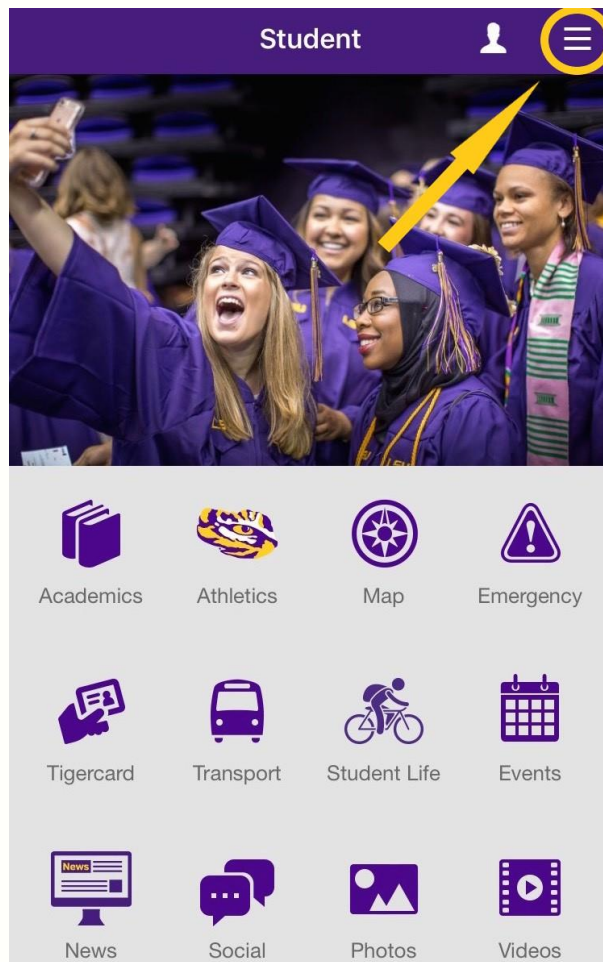
Tiger Trails.....	2
<i>How to Use Tiger Trails</i>	6
<i>How to Stop the Bus</i>	10
<i>Night Buses</i>	11
Using the Transloc App	16
Complaints & Recommendations.....	22
Additional Tips.....	25
Uber, Lyft & Other Ridesharing Services.....	26

Tiger Trails

STEP 1:

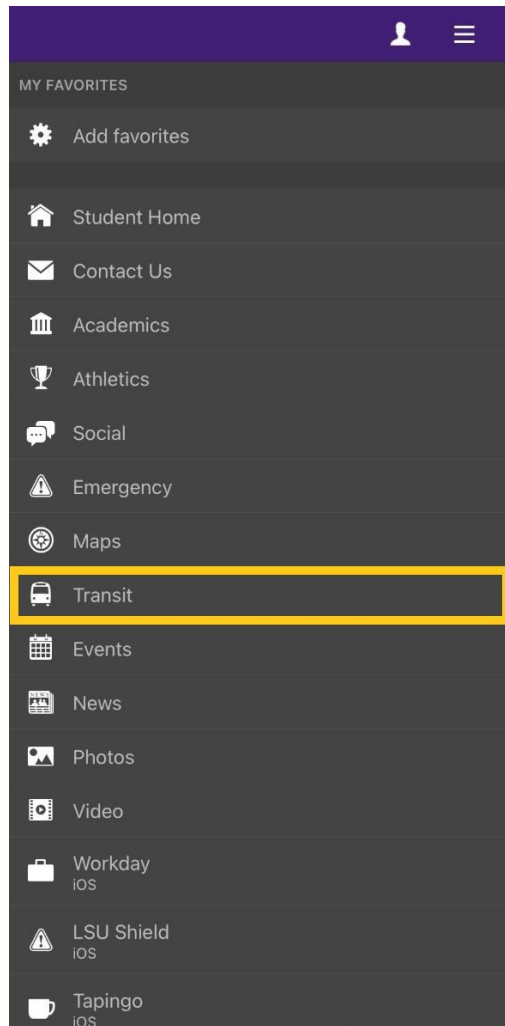
Download the [LSU Mobile App](#) from the Apple Store or Google Play Store.

In the top right corner, select the three horizontal bars.

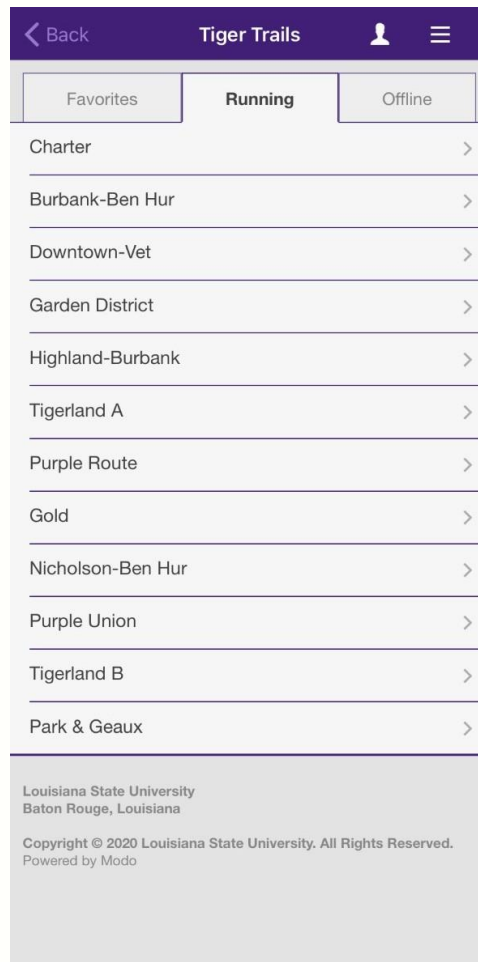


STEP 2:

Select “Transit”.



Search for running buses in your area. You can find the weekly bus schedule on [Tiger Trails](#).



Bus Routes	Days of Week	Start Time	End Time	Buses on Route
Downtown-Vet	Monday-Friday	7:00 a.m.	6:00 p.m.	1
Garden-District	Monday-Friday	7:00 a.m.	6:00 p.m.	2
Burbank-Ben Hur	Monday-Friday	7:00 a.m.	6:00 p.m.	2
Nicholson-Ben Hur	Monday-Friday	7:00 a.m.	6:00 p.m.	2
Gold	Monday-Friday	7:00 a.m.	6:00 p.m.	2 (1 bus clockwise, 1 bus counterclockwise)
Purple	Monday-Friday	7:00 a.m.	6:00 p.m.	2 (2nd bus from 10:30 a.m. to 1:00 p.m. only)
Tigerland A	Monday-Friday	7:00 a.m.	6:00 p.m.	2
Tigerland B	Monday-Friday	7:00 a.m.	6:00 p.m.	2
Highland-Burbank	Monday-Friday	7:00 a.m.	6:00 p.m.	3
Park 'N' Geaux	Monday-Friday	6:00 a.m.	6:00 p.m.	2

Park N' Geaux

For route breakdown & information on program, please visit: https://www.lsu.edu/parking/park_n_geaux.php

Full Service*

*Subject to change in the event of inclement weather, road closures, or school closures.

Night Service*

Bus Routes	Days of Week	Start Time	End Time	Buses on Route
Night A	Monday-Wednesday	6:00 p.m.	1:00 a.m.	2 (1 bus clockwise, 1 bus counterclockwise)
Night A	Thursday-Saturday	6:00 p.m.	3:00 a.m.	2
Late Night A	Thursday-Friday	10:00 p.m.	3:00 a.m.	1
Night B	Monday-Wednesday	6:00 p.m.	12:00 a.m.	1
Night B	Thursday-Saturday	6:00 p.m.	3:00 a.m.	1
Night D	Thursday-Saturday	10:00 p.m.	3:00 a.m.	1

*Subject to change in the event of inclement weather, road closures, or school closures.

Sunday Service*

Bus Routes	Days of Week	Start Time	End Time	Buses on Route
Sunday Shuttle	Sunday	1:00 p.m.	5:00 p.m.	1

*Subject to change in the event of inclement weather, road closures, or school closures.

Reduced Service*

Bus Routes	Days of Week	Start Time	End Time	Buses on Route
Tigerland	Monday-Friday	7:00 a.m.	6:00 p.m.	1
Tigerland	Monday-Friday	7:00 a.m.	1:00 p.m.	1
Purple	Monday-Friday	7:00 a.m.	6:00 p.m.	1
Downtown-Vet	Monday-Friday	7:00 a.m.	6:00 p.m.	1
Garden District	Monday-Friday	7:00 a.m.	6:00 p.m.	1
Highland-Burbank	Monday-Friday	7:00 a.m.	6:00 p.m.	1
Burbank-Ben Hur	Monday-Friday	7:00 a.m.	6:00 p.m.	1

*Subject to change in the event of inclement weather, road closures, or school closures.

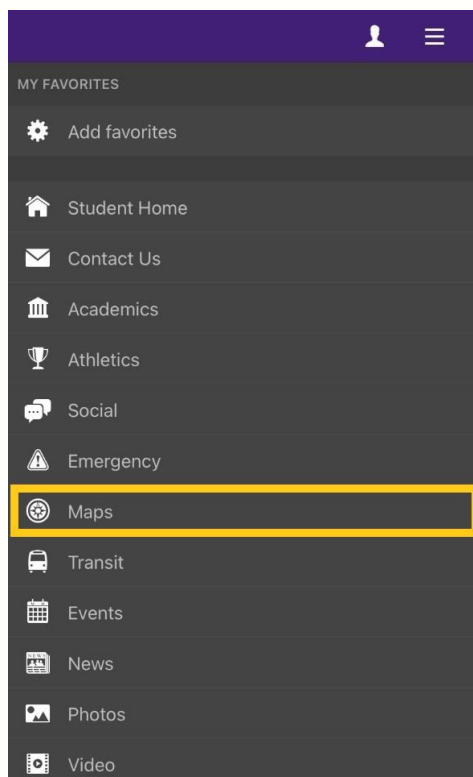
How to Use Tiger Trails

STEP 3:

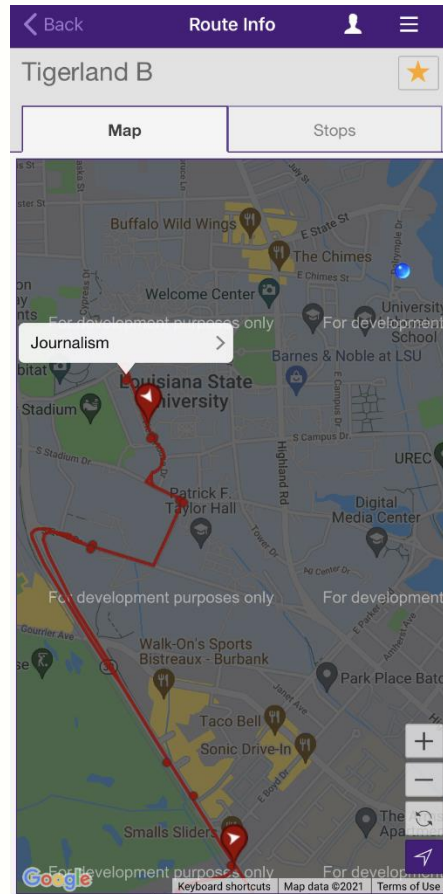
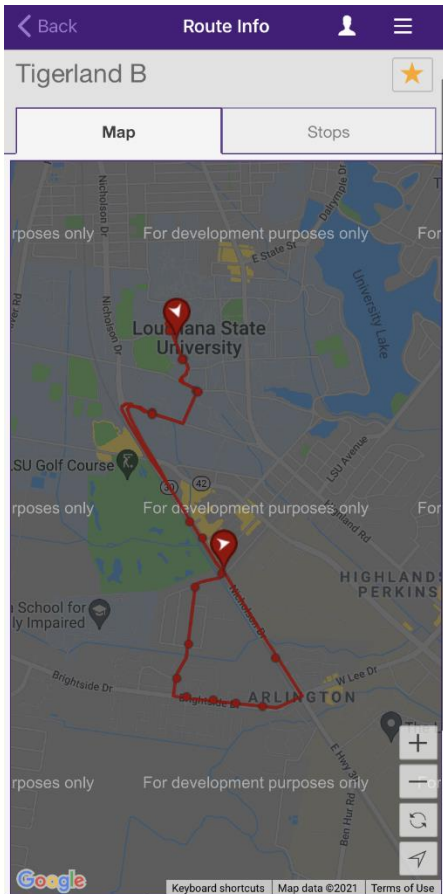
Ensure that you are waiting at a bus stop. You can confirm this by looking for the LSU Tiger Trails sign:



You can also use the map routes, which can be found on LSU Mobile:

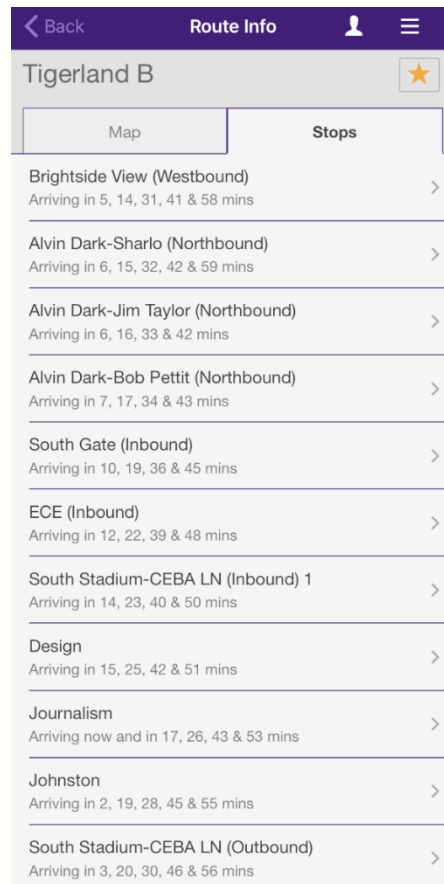


On the left is an untouched map route for **Tigerland B**. The next picture shows your current location (the blue dot) and the closest bus stop. You can see the names of each bus stop (the red dots) by selecting them.



STEP 4:

Next, look for the stop time. On the same page, go to the “Stops” section. This section highlights the names of each stop, and the bus’s estimated arrival.



Ensure that your current position (wherever you are standing or sitting as you wait for the bus) faces the bus’s doors. Do this to ensure that you are waiting on the correct side of the road as the bus may not stop if you are on the opposite side.

STEP 5:

After boarding the bus, relax, look around. Try to remember specific landmarks close to your residence. For the first few days, you may use your LSU Mobile App's Route Map to track how close you are to home, and when you should signal a stop to the bus driver; bringing us to the final step.



Source: LSU Reveille

How to Stop the Bus

Depending on where you are from, you may not be confident with this new bus system. But don't panic, it's easy to learn!

STEP 6:

First, DO NOT signal a stop when you are exactly at your stop. The bus driver may see this as a signal to stop at the next stop, and you will be stuck walking back. It is advised that you stop the bus at least one block before your stop, or after the bus has passed the stop before yours.

Look to your right or your left (depending on your seat), you will see yellow lines running across the sides of the bus.



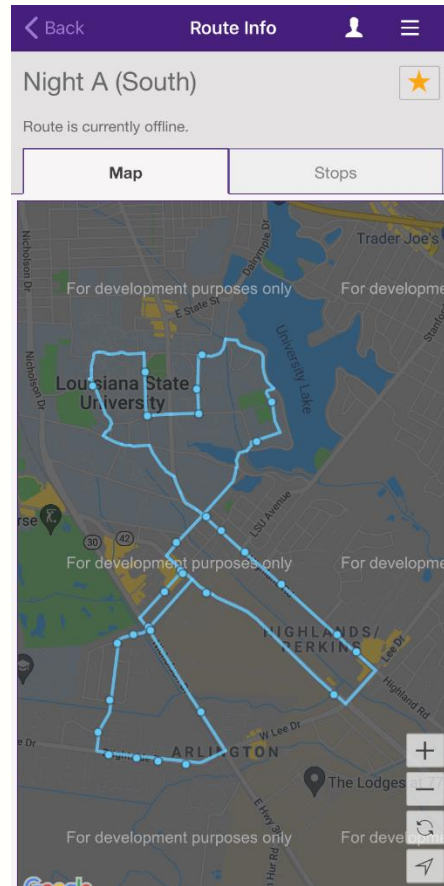
To request a stop, gently pull on that line until you hear a notification sound and/or see the "Stop Requested" red light.

Please wait until the bus has stopped before standing from your seat. It is dangerous to move around while on a moving bus. When it has come to a stop, the doors will open, and you can head to your next destination!

Night Buses

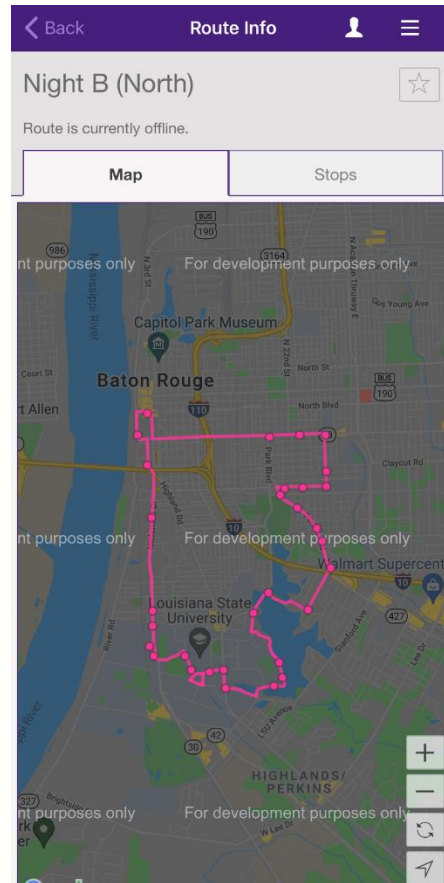
There are three types of Night buses:

1. Night A (South)



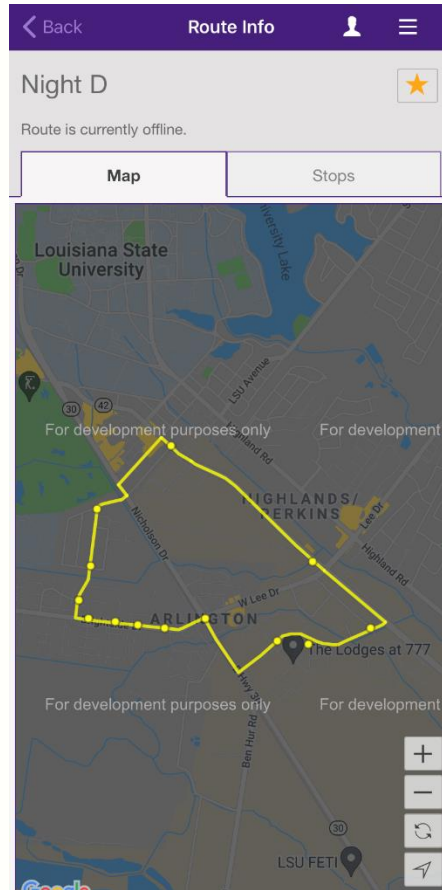
- There are two Night A buses: one goes clockwise (starts at Design stop), while the other goes counter clockwise (starts at Journalism stop) from 6:00PM to 3:00AM.
- There is one Late Night A bus, which operates from 10:00PM to 3:00AM on Thursdays to Fridays.
- This bus passes through the LSU Campus, Highland/Perkins, and Arlington.

2. Night B (North)



- There are two Night B buses; one operates from 6:00PM to 12:00AM from Mondays to Wednesdays, while the other operates from 6:00PM to 3:00AM from Thursdays to Saturdays.
- The Night buses pass through the LSU Campus, City-Brooks Community Park, and Garden District.

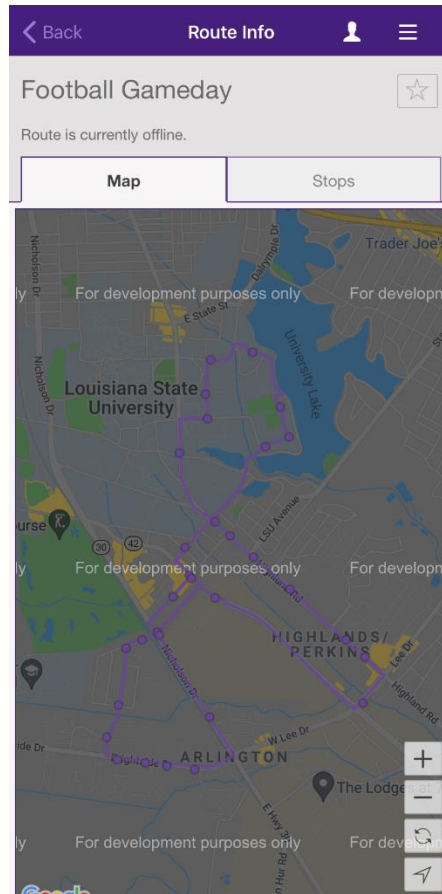
3. Night D



- This bus operates from 10:00PM to 3:00AM on Thursdays to Saturdays.
- It passes through Arlington.

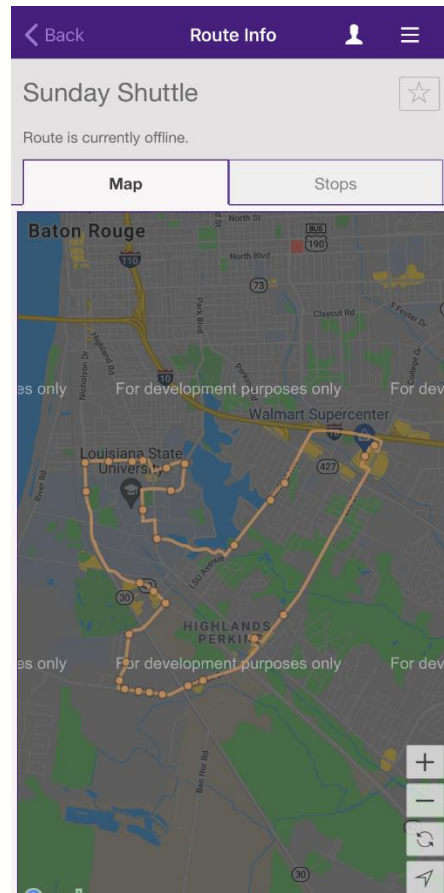
Other Buses

1. Football Gameday Bus



→ This bus operates on Gamedays and covers the LSU Campus (near the University Lake), Arlington, Highland/Perkins.

2. Sunday Shuttle



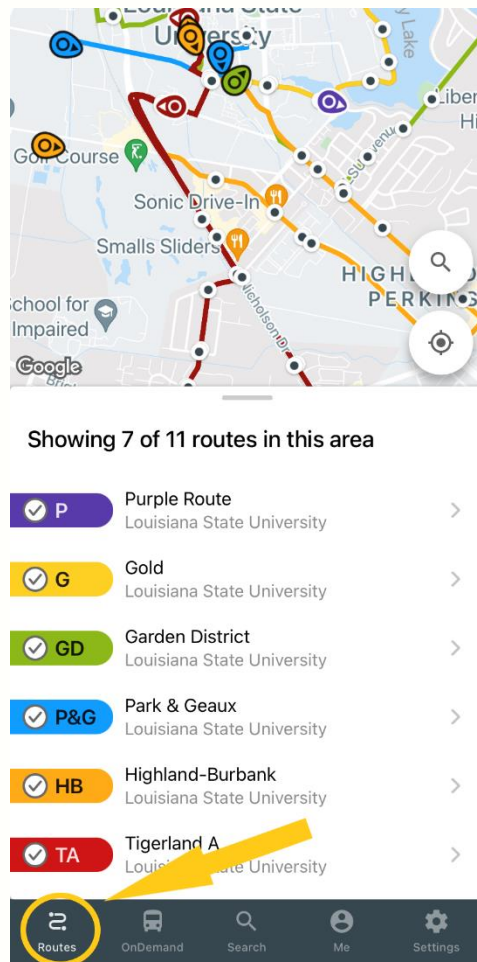
→ This bus runs on Sundays from 1:00PM to 5:00PM, and covers the LSU Campus, Arlington, Highland/Perkins, and Southdowns.

Using the Transloc App

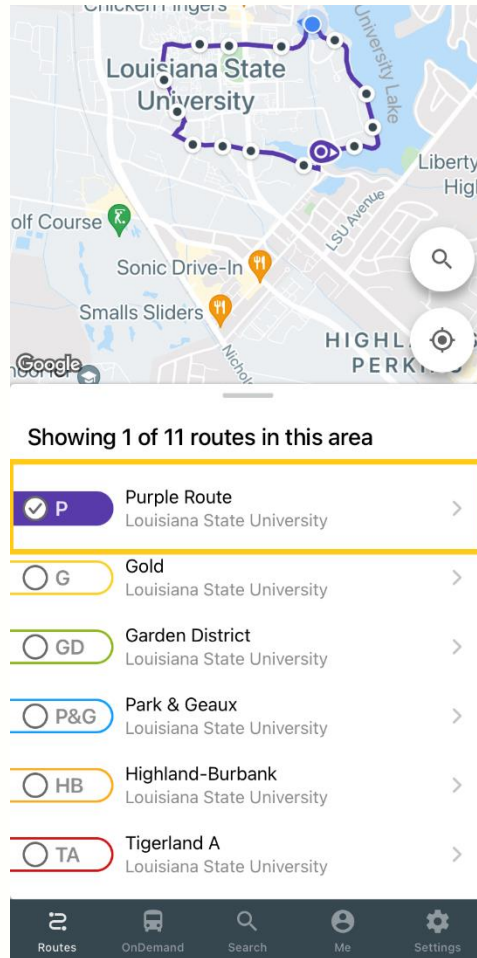
Like the LSU Mobile App, the [Transloc App](#) and [Transloc Webpage](#) provides us with information related to transit and routes. Therefore, it is an alternative to using the former.

- *Routes:*

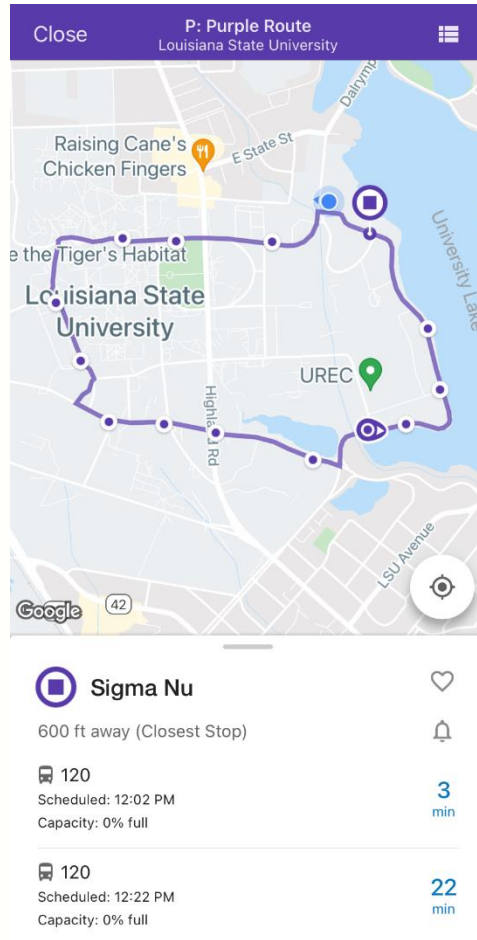
Select the “Routes” section to view all running routes, their closest stops to your current location, and the estimated arrival time to each stop.



→ Here, we can see 7 of 11 routes in my area. To filter out the available routes, simple tap the circles to make the ticks disappear.



→ Below is an example using the Purple Route. To see additional information (such as, its stops and estimated times), tap the row related to the respective bus/es.



→ Based on my current location, the closest stop is Sigma Nu and the bus will be arriving in 3 minutes.

On Demand

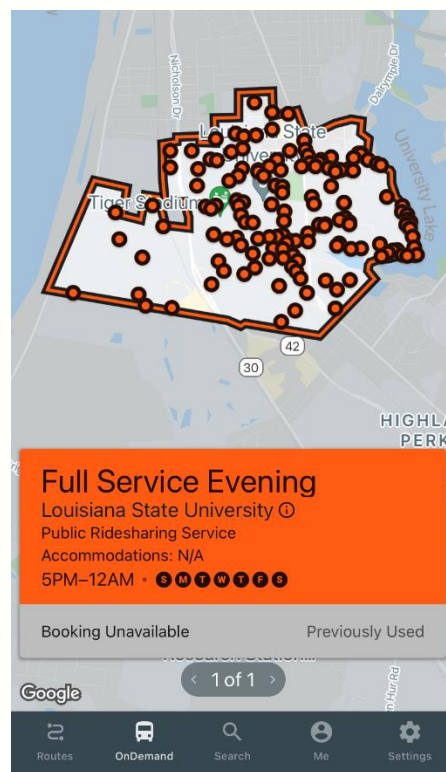
STEP 1:

Using the TransLoc App, select the “OnDemand” section. This allows you to book or request a ride with the public ridesharing service.

First, create an account with your LSU email. The charter will pick you up and drop you off at your desired destination.

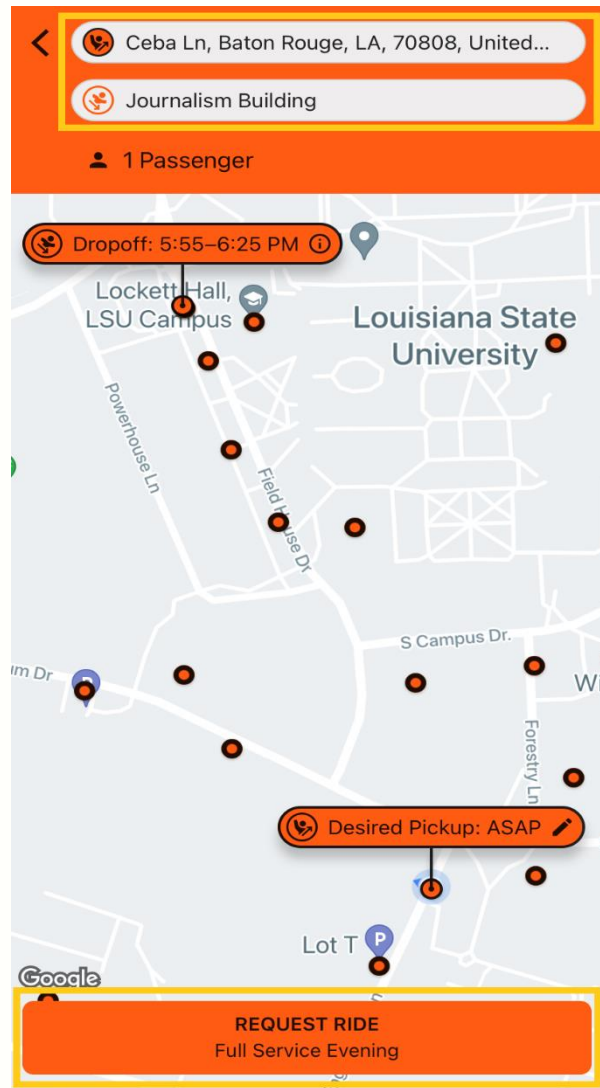
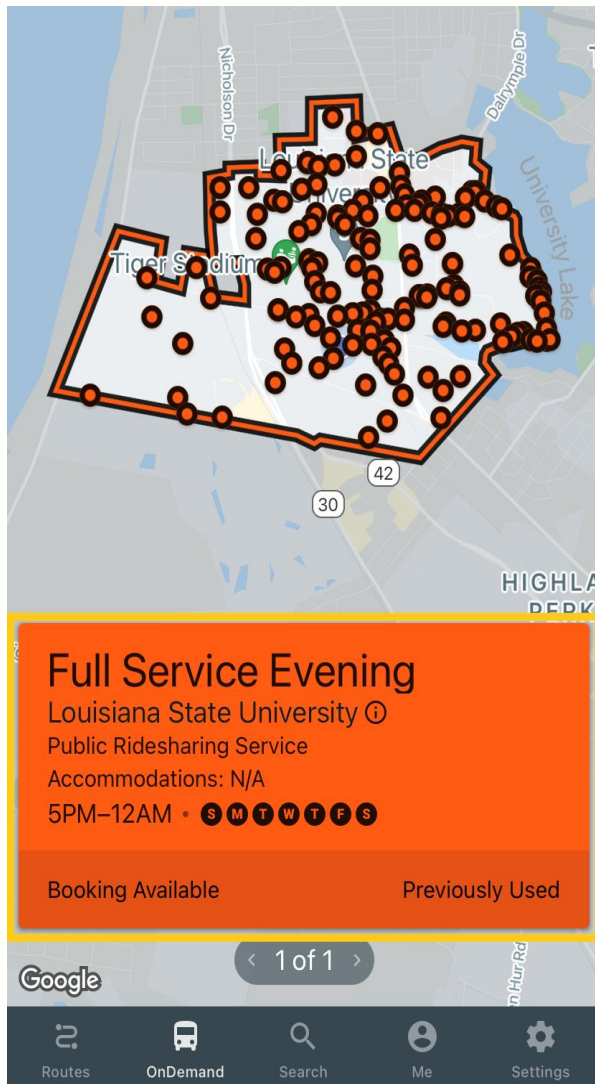
This charter only operates on the LSU Campus and cannot pick you up or drop you off anywhere off-campus. Its sole purpose is to get you from one area on campus, to another.

Please note that Full-Service Evening is from 5:00PM to 12:00AM from Sundays to Saturdays.

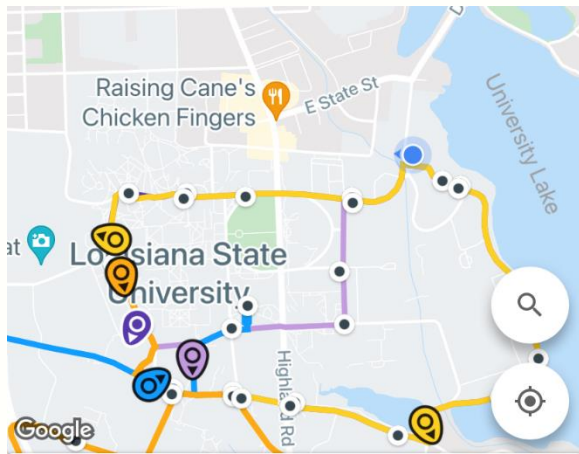


STEP 2:

To book a ride, tap the orange box and enter your destination and if different from your current location, your pickup address as well. Next, tap “Request Ride”.

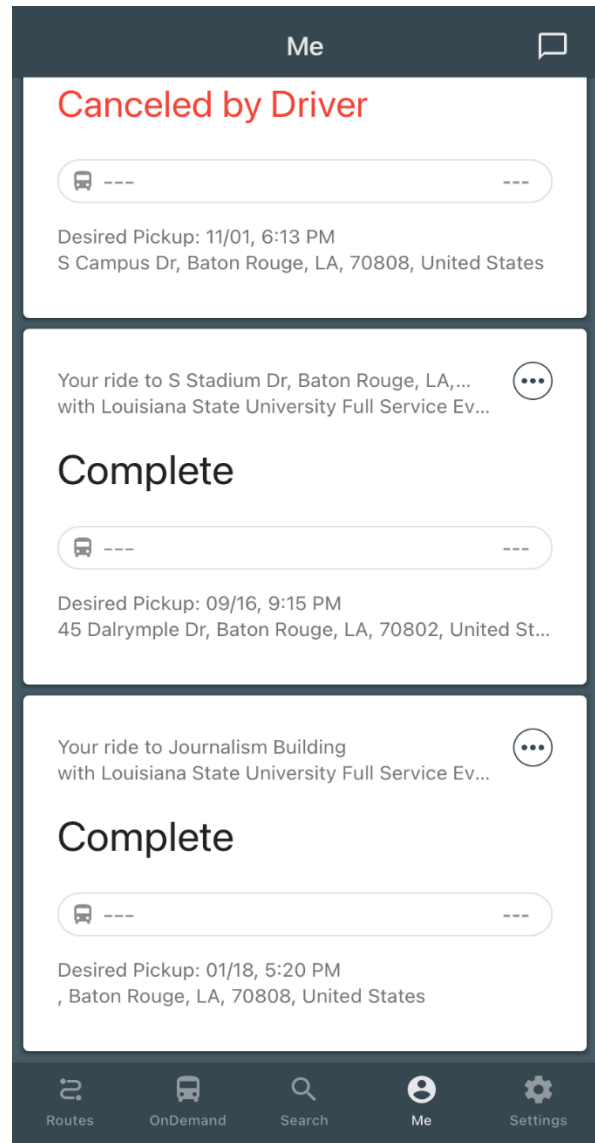
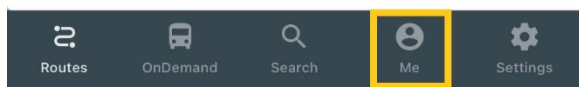


After confirming your ride, you will be given an estimated pickup time. You will also be able to track the On-Campus Demand Bus live. To track, select “Me”. This section displays all information regarding your current, completed, and cancelled rides.



Showing 5 of 11 routes in this area

- P** Purple Route
Louisiana State University >
- PU** Purple Union
Louisiana State University >
- G** Gold
Louisiana State University >
- P&G** Park & Geaux
Louisiana State University >
- HB** Highland-Burbank
Louisiana State University >
- GD** Garden District
Louisiana State University >



Complaints & Recommendations

If there is a situation in which you need to make a complaint or recommendation concerning a certain bus or driver, ensure that you make note of the time this event occurred (if necessary), the name of the bus route (Tigerland A, etc), and the transit number. These 3-digit numbers are located numerous places on the bus;

→ The right side of the bus:



Source: LSU Reveille

→ The back of the bus:



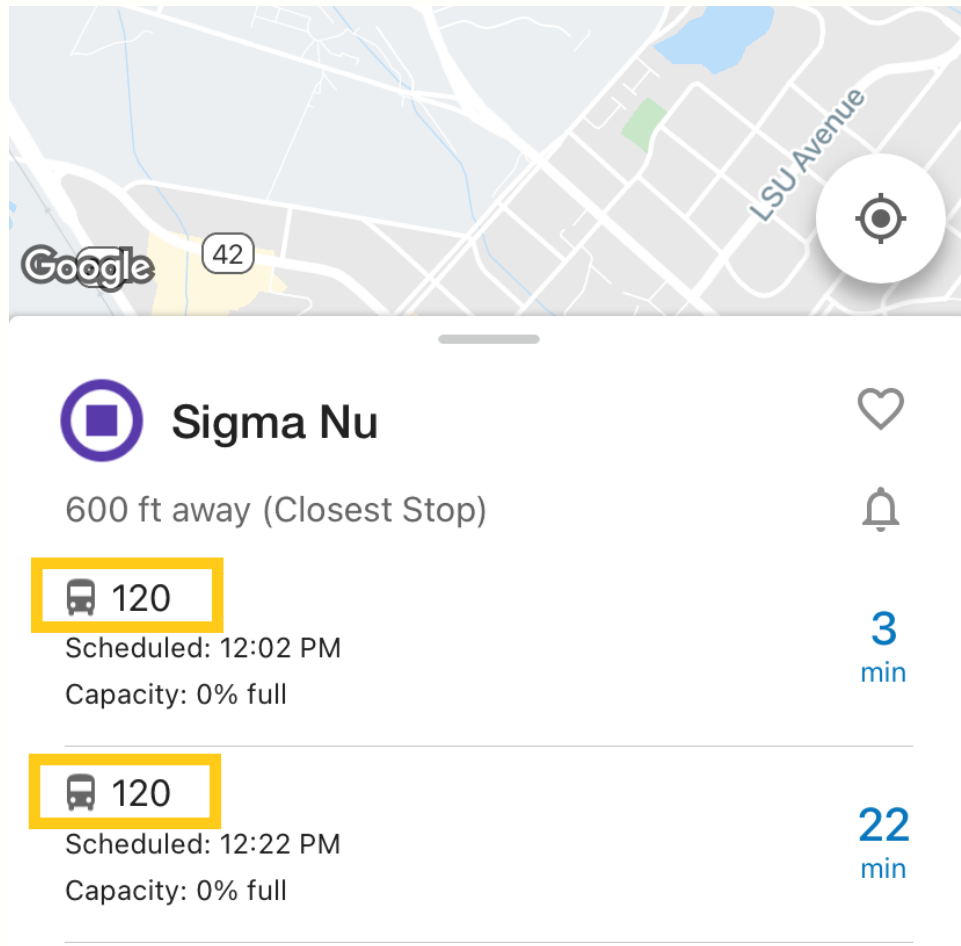
Source: Amy Morgan, Vimeo

→ The front of the bus:



Source: Amy Morgan, Vimeo

You can also find these numbers on the Transloc App:



To contact the Tiger Trails department, you may use this link: [Tiger Trails Accountability Program](#)

You may also contact First Transit at (225) 261-9226.

Additional Tips

- The Journalism stop is known as the “Hub” as many to all the buses stop at that bus stop. Therefore, if you are ever unsure when locating a stop, go to the Journalism bus stop.
- You are encouraged to use the On-Demand service when you are travelling alone or in a small group at night, to ensure safety.
- Only begin approaching the bus when it has stopped!
- You will not be able to signal a stop unless the bus has stopped and the “Stop Requested” sign has been cleared, so avoid pulling on the line until then.
- Sometimes you may notice that you are running too late to get to a stop – if you see your bus driving by and you aren’t at one, don’t be afraid to wave at the driver. Some may stop and some may not, but it doesn’t hurt to try!

Uber, Lyft & Other Ridesharing Services

Students may also use Uber, Lyft, and any other ridesharing service to get to and from school. However, please note that access will only be given to external services from 4:30PM to 7:00AM on the next day. From 7:00AM to 4:30PM, only authorized vehicles can enter the campus (such as the Tiger Trails buses).

However, this only applies if you are close to a campus entrance/exit access point. Some of these points may be found near the Patrick F. Taylor Hall and the Welcome Center. Therefore, if you are at certain areas on campus, there should be no issues (such as the International Cultural Center and the East Laville Hall).

Uber

