


University College

2010-11 Annual Report



LSU

Table of Contents

Executive Summary	Page 3
Strategic Plan	Page 4
Enrollment	Pages 5-10
<i>Total Enrollment</i>	<i>Page 5</i>
<i>Enrollment by Unit</i>	<i>Page 6</i>
<i>Curriculum Designations</i>	<i>Pages 7-8</i>
<i>Student Movement through Enrollment Data</i>	<i>Pages 9-10</i>
Other Enrollment Data	Pages 11-12
<i>Enrollment by Status</i>	<i>Pages 11</i>
<i>Restricted Admissions</i>	<i>Pages 12</i>
<i>Undecided Majors</i>	<i>Page 12</i>
Internal Programs	Pages 13-15
<i>Student Support Services (SSS)</i>	<i>Pages 13</i>
<i>Summer Scholars Program (SSP)</i>	<i>Page 13-14</i>
<i>McNair Program</i>	<i>Pages 14-15</i>
Retention Data	Pages 16-17
<i>3rd Semester</i>	<i>Page 16</i>
<i>7th Semester</i>	<i>Page 16</i>
<i>Six-year Graduation Rate</i>	<i>Page 16</i>
Retention and Enrichment Programs	Pages 17-18
<i>Steps to Success</i>	<i>Page 17</i>
<i>True Colors</i>	<i>Page 17</i>
Student Contacts	Pages 19-21
<i>Contacts by Purpose</i>	<i>Pages 20-21</i>
Milestones	Pages 22-25
Advisory Board Members	Page 26

Executive Summary

University College is the university's portal of entry for most incoming first-year as well as many transfer and re-entry students. With a fall 2010 enrollment of 9,058 students, UC served as the academic home to more than one-third of the 23,686 total undergraduate enrollment at LSU. The College is dedicated to providing academic advising and support services that assist these students in defining their educational goals, pursuing admission to a senior college, and ultimately earning a degree. We aspire to be a model in the development and application of advising services and programming, targeting the retention and productivity of our students.

Congruent with the university-wide efforts, University College is proud to contribute to the retention efforts of first to second year enrollments and eventually these students' graduation. For the 2010-11 academic year, this first to second year retention at LSU was 83.8 percent.

Direct contact between academic counselors and students is a hallmark component in the retention of students. This past academic year, UC counselors logged more than 27,000 in-office advising contacts with students. Many more were realized in numerous events throughout the year including programming such as "Tips on Scheduling," TOPS and Scholarship Informational Meetings, "True Colors" career workshops, "Steps to Success," "Welcome to Louisiana," "Ask the Experts," and numerous others.

Two very successful Department of Education TRIO programs are mainstays in our College. The Student Support Services Program and the Ronald E. McNair Research Scholars Program continue to serve special student populations from two recently renewed federal grants, which exceed \$2.5 million. Their success stories are chronicled later in this report.

The LSU Summer Scholars Program continues to exist after being threatened by pending budget cuts. This minority student retention program celebrated 20 years of existence in 2010-11. To help sustain this program, a \$300,000 fund raising campaign was inaugurated this year. Funding proposals have already been presented to private banking and industry, philanthropic foundations, and among the alumni of the program.

University College is proud of its dedicated service to students and its commitment to their successful retention and graduation from the institution. We will continue to create an environment emphasizing students' self-exploration and self-worth as a means to realize their potential to thrive in the diverse world in which they live. And true to our "where excellence begins" theme, we pledge to make excellence an expectation in every aspect of our programming as well as an expectation of our students' academic performance.

The following pages will chronicle some of the aspirations and accomplishment of our various departments and programs over this past year.

Respectfully submitted,



R. Paul Ivey
Executive Director

Strategic Plan, Flagship 2020

Mission Statement

University College is dedicated to students achieving their academic and personal goals. Consistent with the LSU Flagship 2020 Agenda, the College assists with the recruitment and retention of students who enroll at the university. The college provides academic advising and support services that assist first year and some continuing students in defining their education goals, pursuing admission to a senior college, and ultimately earning a degree.

Vision

University College aspires to be a model in the development and application of advising services and programming that target the retention and productivity of our students. Through teaching, learning, service, and research, students take ownership of personal, academic, and career goals to create individualized paths to success.

Values

University College pledges to serve students with integrity, fairness, and honesty. We shall promote an atmosphere of mutual respect and incorporate within our programming and services a sense of self-exploration and self-worth as a means for students to realize their potential to thrive in the diverse world in which they live.

Goals

Discovery: Provide academic, career, and personal growth programming that will promote personal discovery and instill self-reliance.

Learning: Provide programming that will assist students in identifying and utilizing resources for making decisions as they pertain to their education plans and life goals.

Diversity: Promote the recruitment and retention of a diverse student population and incorporate programming that will broaden the cultural awareness of students.

Engagement: Foster the utilization of campus academic support services and student involvement in community and campus based learning opportunities.

Performance Indicators

- Increase students' progression toward meeting personal and career goals.
- Increase students' knowledge and utilization of university services and programs.
- Improve the retention rate of all populations within the University College and its programs' participants.
- Increase the recruitment and retention of students from under-represented populations.
- Positively impact students' perceptions of University College services and programming.
- Enhance our services and programs to include opportunities for learning experiences outside the classroom.

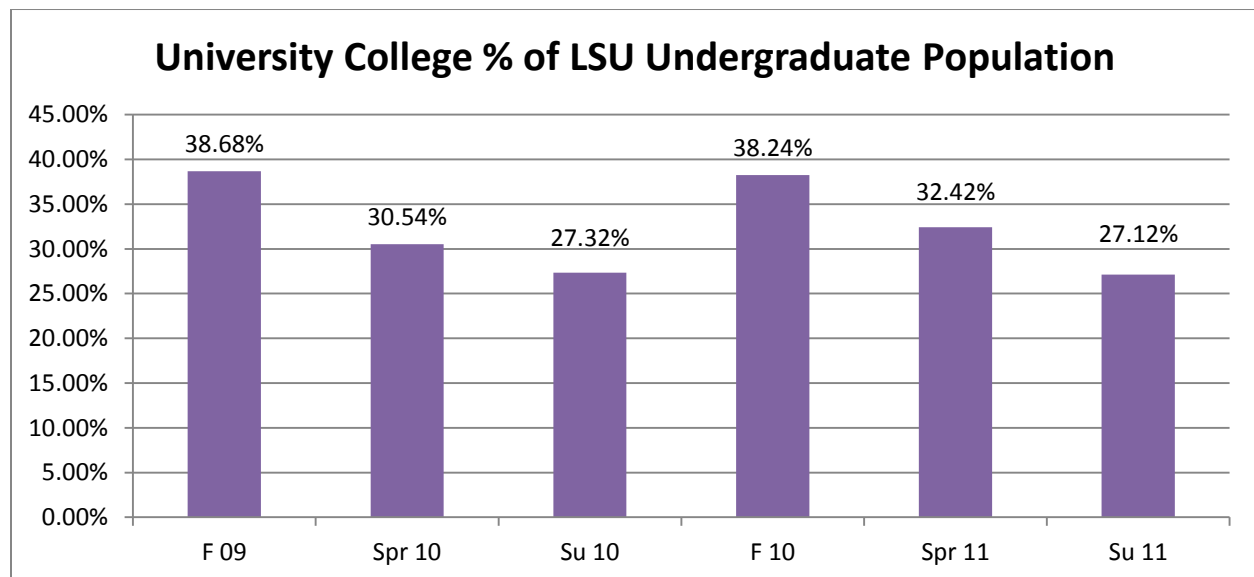
Enrollment

University College, although a non-degree granting academic unit, is the largest college on LSU's campus based on student enrollment numbers. University College plays a vital role in advising students in the Center for Freshman Year (UCFY) and the Center for Advising and Counseling (UCAC) to gain admittance to degree-granting senior colleges on campus. Curriculum designations give a more detailed breakdown of the academic needs of students served through UCFY and UCAC advising.

Total University College Enrollment as Part of the Composite Undergraduate Enrollment

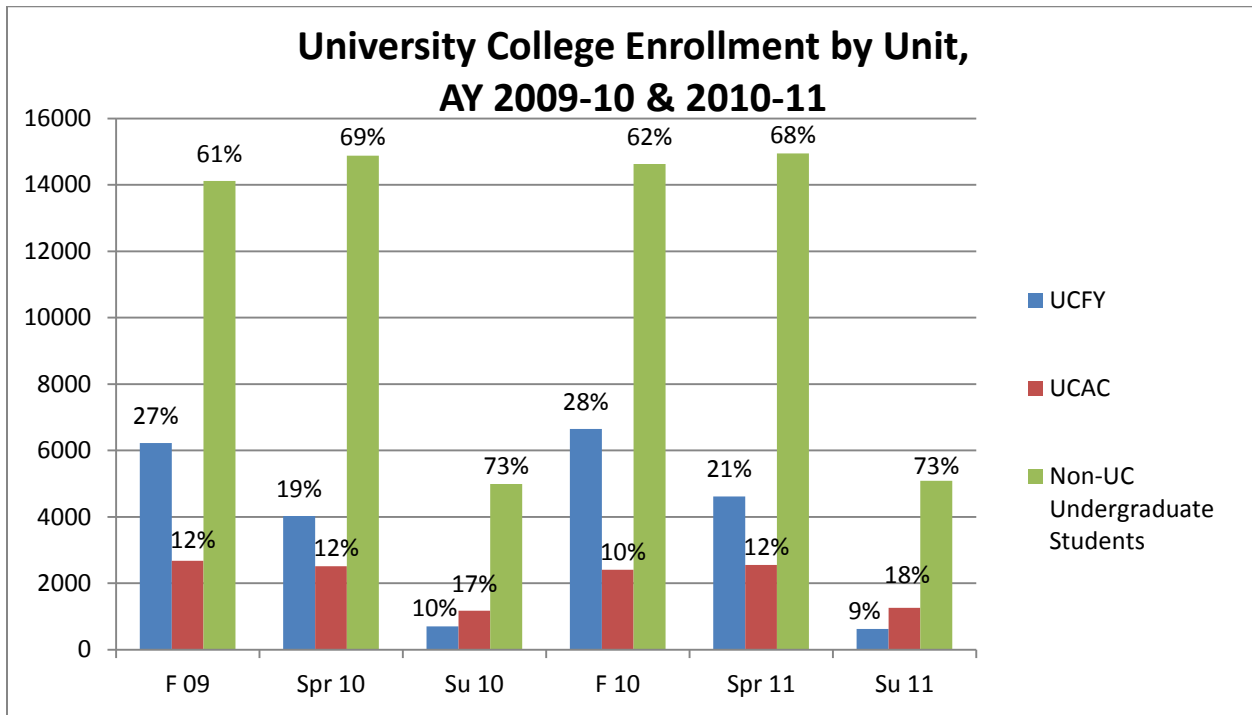
Each fall semester, University College's enrollment comprises approximately 39 percent of the total LSU undergraduate enrollment population. This proportion decreases each semester as students matriculate out of University College and into various senior colleges. At its lowest enrollment percentage, which takes place in the summer semester each academic year, University College's enrollment hovers at approximately 27 percent.

	UC Total Enrollment	% of LSU undergrad pop
Fall '10	9058	38.24%
Spring '11	7171	32.42%
Summer '11	1893	27.12%



University College enrollment is also tracked by UCFY and UCAC specific population totals, as these enrollments have an inverse relationship. UCFY experiences a downward shift in enrollment throughout the academic year as students matriculate out of UCFY and into a senior college; at the end of the spring and/or summer term, students who do not fulfill senior college requirements matriculate into UCAC. Therefore, UCAC enrollment increases in percentage throughout one academic year, the most significant percentage increase being in the summer semester.

Note: Summer enrollment is significantly smaller than the total undergraduate population total; percentages are noted on the chart for ease of comparison.



Enrollment Unit	Fall '09	Spr '10	Su '10	Fall '10	Spr '11	Su '11
UCFY	6229	4029	701	6649	4614	630
UCAC	2675	2513	1175	2409	2557	1263
Total UC	8904	6542	1876	9058	7171	1893
Non-UC Undergraduate Students	14113	14882	4990	14628	14948	5088
Total Undergraduate Enrollment	23017	21424	6866	23686	22119	6981

Enrollments by Curriculum Designation

Students enrolled in both UCFY and UCAC are identified by curriculum designations, which are broadly defined by degree-granting or non-degree granting designation. The following charts show the breakdown of students served by UCFY and UCAC over the 2010-11 academic year.

Student enrollment is additionally tracked in University College for three summer-specific programs:

Scholastic Drop-Summer Only: LSU students who fall below the required GPA can regain university academic good standing via summer classes if courses result in a 2.0 cumulative GPA.

Summer Only: Non-LSU students who enroll only for the summer semester.

Summer Provisional Program: students who have not met LSU's admissions requirements can be admitted for a provisional summer semester and subsequently admitted to LSU for regular admissions pending a 2.5 GPA in at least six hours of summer courses.

UCFY Enrollment by Curriculum Designation			
	Fall '10	Spring '11	Summer '11
AGRI	23	57	3
ADSN	262	161	7
A&S	860	546	51
BASC	1289	723	101
BADM	942	765	89
EDUC	581	471	54
ENGR	1057	620	80
MCOM	549	350	33
MDA	8	3	0
SCE	12	7	1
Allied Health	124	82	9
Concurrently Enrolled	166	228	3
BRCC Coop	4	3	2
Multicampus Regis Inbound	2	0	0
Not Regularly Admitted	4	1	0
Pre-Med Tech	6	6	0
Pre-Nursing	291	221	44
Pre-Pharm	27	20	8
Undecided	4	0	0
Undec-Arts & Hum	138	105	18
Uncec-Sci & Engr	178	182	24
Undec-Social Sci	117	63	10
Total Undecided	437	350	52
<i>Scholastic Drop-Summer Only</i>	<i>n/a</i>	<i>n/a</i>	24
<i>Summer Only</i>	<i>n/a</i>	<i>n/a</i>	3
<i>Summer Provisional Program</i>	<i>n/a</i>	<i>n/a</i>	66
TOTALS	6649	4614	630

UCAC Enrollment by Curriculum Designation			
	Fall '10	Spring '11	Summer '11
Academic Prog Abroad-UG	4	3	0
Allied Health	29	35	6
Audit Only	1	0	3
LSU-Southern Coop	39	35	15
Multicampus Regis Inbound	1	6	0
National Student Exchange	5	3	0
Non-Matriculated	131	112	40
Not Regularly Admitted	79	62	1
Pre-AGRI	68	45	19
Pre-ADSN	0	0	0
Pre-A&S	347	379	118
Pre-BASC	329	300	147
Pre-BADM	433	546	220
Pre-DEGREE	10	30	8
Pre-EDUC	366	337	170
Pre-ENGR	185	170	50
Pre-MCOM	132	209	73
Pre-Med Tech	4	4	0
Pre-MDA	0	2	0
Pre-Nursing	62	84	35
Pre-PHARM	25	27	15
Pre-SCE	0	3	1
Restricted Admit	159	165	50
Scholastic Drop-Summer Only	<i>n/a</i>	<i>n/a</i>	64
Summer Only	<i>n/a</i>	<i>n/a</i>	228
TOTALS	2409	2557	1263

Notes regarding charts:

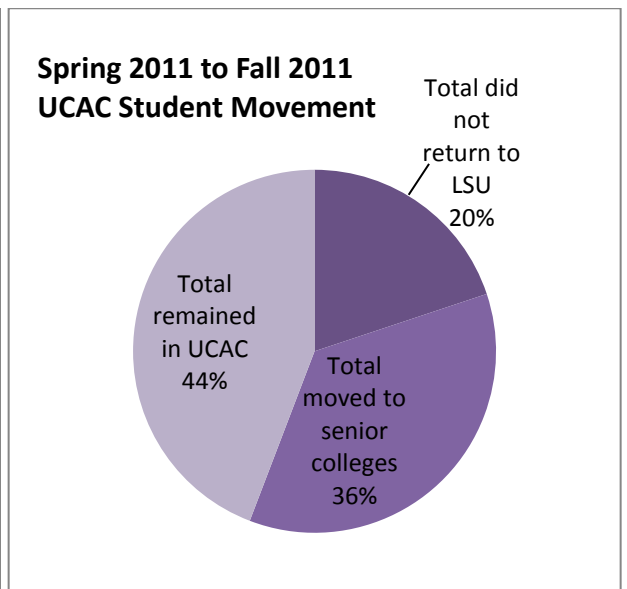
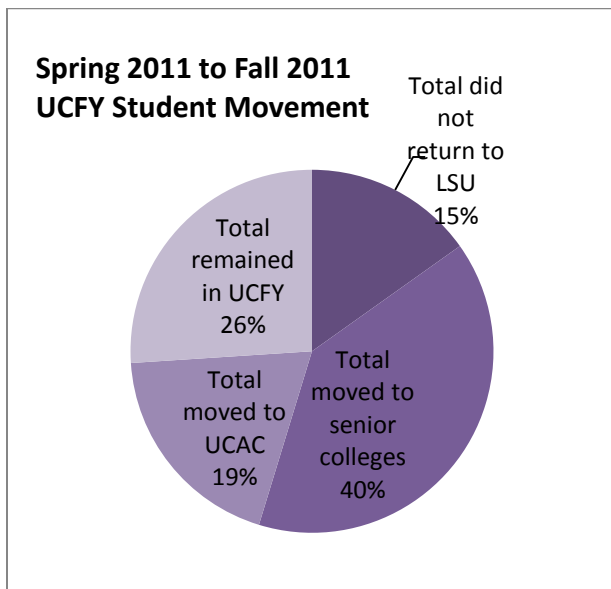
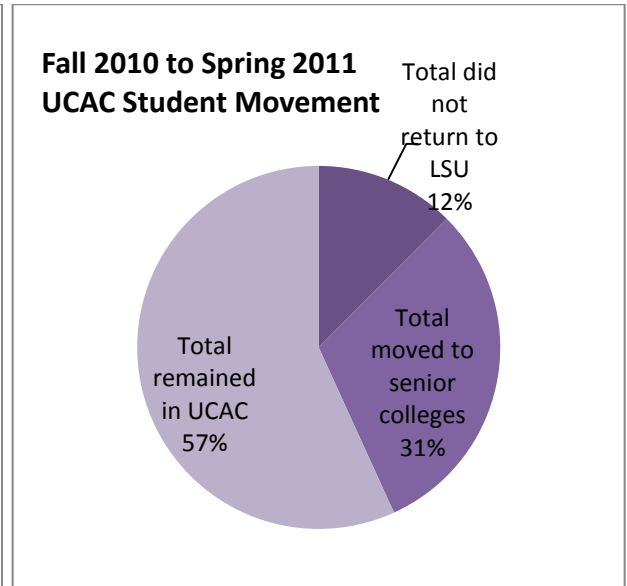
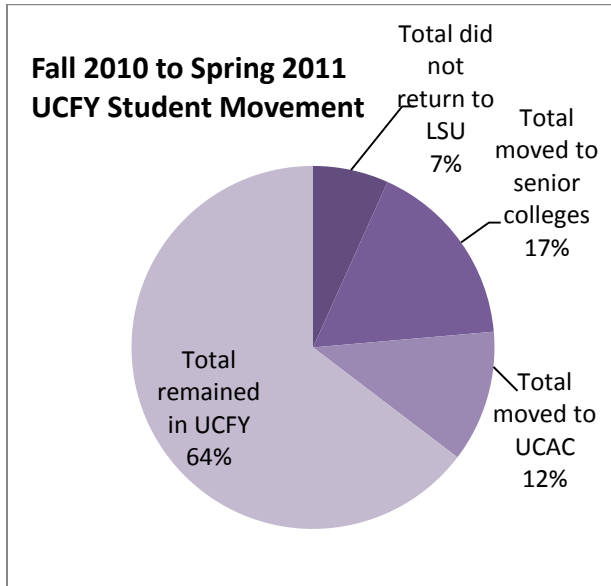
“A&S” designation is now “HSS;” these curriculum distinctions have been treated the same to compare enrollment numbers over time.

“Pre-Dental,” “Pre-Law,” and “Pre-Medical” curriculum designations no longer existed in AY 2010-11.

For UCFY, senior college designations also include those who are on-track for senior college enrollment (“AGRI” includes “Pre-Agriculture” enrollment numbers, and so forth).

Student Movement through Enrollment Data

University College is designed to advise students to move into their degree programs. Below are charts showing how students moved within and out of University College in the 2010-11 academic year.



Some students may have a one-time enrollment status with the university (for example, those students studying abroad for a semester or year at LSU). These students are not included in the above movement breakdown. Following are charts giving the totals for each type of movement within or out of University College for the entire department.

Total UC Students from Fall to Spring	
Number of Students	Movement Status
180	One time only enrollment
727	Total did not return to LSU
1553	Total moved to senior colleges
6339	Total Stayed in UC
8799	Total served by UC

Total UC Students from Spring to Summer	
Number of Students	Movement Status
272	One time only enrollment
1160	Total did not return to LSU
2641	Total moved to senior colleges
3097	Total Stayed in UC
7170	Total served by UC

Other Enrollment Data

Several major designations within UCFY and UCAC have significance when tracking enrollment and retention of students. All students can fall under one of four enrollment categories: new first-year student, new transfer student, continuing student, and re-entry student. Additionally, several internal programs of University College track unique enrollments of students, who may be enrolled in University College-specific majors or through a senior college.

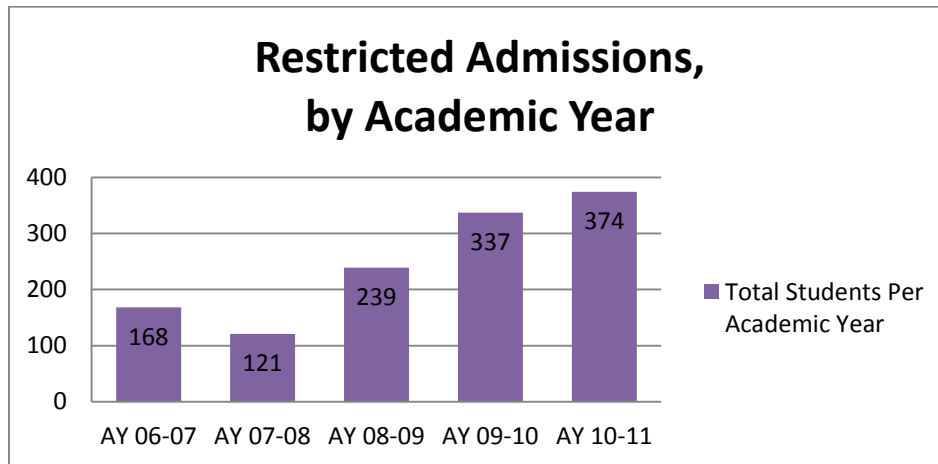
UCFY Enrollment by Entry Status						
	Fall '09	Spr '10	Su '10	Fall '10	Spr '11	Su '11
New First-year	4034	104	326	4939	279	240
New Transfer	155	99	12	170	92	11
Continuing	2000	3787	353	1497	4201	363
Re-entry	40	39	10	43	42	16
Total	6229	4029	701	6649	4614	630

UCAC Enrollment by Entry Status						
	Fall '09	Spr '10	Su '10	Fall '10	Spr '11	Su '11
New First-year	0	1	9	1	0	8
New Transfer	415	246	183	388	181	133
Continuing	2034	2032	735	1810	2196	913
Re-entry	226	234	248	210	180	209
Total	2675	2513	1175	2409	2557	1263

UCAC Transfer and Re-Entry Students (% compared to all colleges)			
	Fall '10	Spr '11	Su '11
New Transfer in UCAC	388	181	133
Re-entry in UCAC	210	180	209
New Transfer in senior colleges	981	432	165
Re-entry in senior colleges	481	395	277
% Transfer in UCAC compared to senior colleges	39.6%	41.9%	80.6%
% Re-Entry in UCAC compared to senior colleges	43.7%	45.6%	75.5%

Restricted Admissions

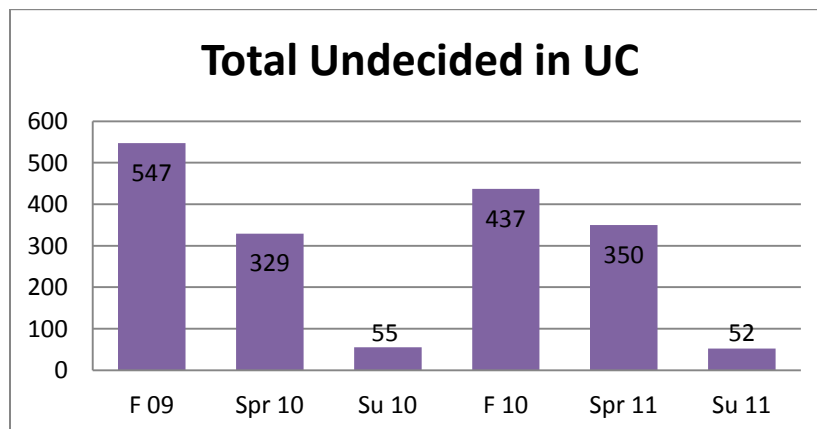
The “Restricted Admissions” designation is for students who have been previously enrolled in a senior college and are petitioning enrollment in UCAC as a condition of a Senior College Scholastic Probation or for students who are exiting a senior college to attempt admission to another senior college offering a newly declared major. Enrollment in this category is generally limited to one semester. The graph shows an upward trend over time for this academic designation.



Undecided Majors in UCFY

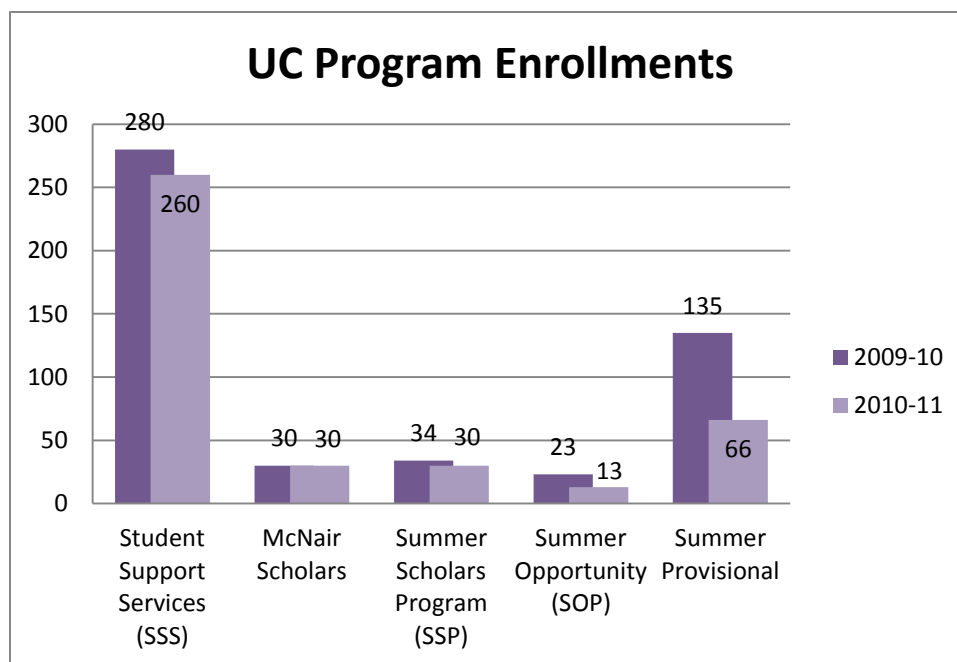
UCFY counselors advise students through several “Undecided” major options. Over the past two academic years, the number of students in each Undecided major designation, as well as total Undecided majors, has decreased between the fall and spring semesters and spring and summer semesters. Of greatest note— total UCFY enrollment in fall 2010 was up from fall 2009, while total Undecided majors in fall 2010 was down from the previous fall semester.

The graph below with undecided totals shows how students select a major throughout the academic year and/or move into their senior colleges.



University College's Internal Programs

University College currently has several major programs serving students in addition to the counseling and advising services provided by the college.



Note regarding chart:

SOP was discontinued in academic year 2010-11 (no enrollment in summer 2011) because of university budget cuts.

Student Support Services

Student Support Services (SSS) is a federally funded TRIO program offering intensive academic, personal, and career counseling services to a select number of undergraduate students. To be eligible for the program, students must have an ACT composite score of 24 or lower (SAT 1090 or lower), be TOPS eligible, and meet at least one of the three following criteria: be a first-generation college student, meet income guidelines set by the federal government, or have a documented disability. The Student Support Services program offers a study skills class, free one-on-one tutoring, a peer mentoring program, personalized counseling and academic advising, career decision making assistance, opportunities for cultural enrichment, a computer lab solely for SSS students, and many more services to assist students in achieving academic success at LSU.

Summer Scholars Program

The LSU Summer Scholars Program (SSP) is an eight-week summer bridge program designed for the recruitment and retention of underrepresented minority high school graduates eligible to enroll at LSU.

Through a variety of programs, SSP provides student participants with a structured environment conducive to building the fundamental academic, personal, and social skills necessary to assist in the successful transition from high school to college. Throughout the eight weeks, SSP students live on campus, enroll in college-credit courses, and gain on-campus employment experiences. In addition, the cohort of students form study groups; attend workshops on study skills, leadership, and career development; and experience social, community and cultural events. Overall, activities are designed to maximize students' academic success and foster a unique on-campus living and learning environment.

Summer Scholars, Class of 2010	SSP cohort	LSU First-year
Summer enrollment	30	n/a
Fall enrollment	30	5475
Summer-to-fall retention rate	100.00%	n/a
Sophomore year enrollment (returning students)	28	4588
3rd semester retention rate	93.33%	83.80%
GPA at end of summer semester	3.318	3.012
GPA at end of fall semester	2.934	2.770
Average ACT composite	24.3	25.5

McNair Program

The Louisiana State University Ronald E. McNair Post-Baccalaureate Achievement Program's primary purpose is to increase the enrollment of students who are members of a group under-represented at the post-graduate level. The LSU McNair Program is a TRIO Program funded through a \$270,000 per year grant from the U.S. Department of Education. LSU McNair Program staff and faculty volunteers encourage students to apply for national awards and assist them with the application process. McNair Program staff members continue to track the successes of students through their research pursuits and advanced degree enrollment and completion.

Statistics on the 2010-11 Academic Year McNair Program:

- 13 students participated in the 2010 summer research internship.
- 21 students participated in the 2010 academic year component.
- During the 2010-11 academic year, 20 McNair Scholars participated in faculty-supervised undergraduate research. Eleven students presented at research conferences.
- 34 faculty volunteers from LSU, UNO, SLU and Southern University met with students on a weekly basis to direct students in their research progress and assist students with the graduate school application process.
- 80 percent of students were first generation college students. 80 percent of students were of low-income socioeconomic status. 66.7 percent of students were both first generation college students and from low-income backgrounds.

Cumulative Statistics of the McNair Program at LSU:

- 84 percent of former McNair Scholars have either earned a graduate degree or are currently pursuing one; 66 percent of former McNair Scholars have completed a graduate degree.
- 23 former students are currently enrolled in a master’s program and 21 former students are currently enrolled in a doctoral program.
- 23 former students have earned a PhD (14 *were awarded from LSU*); 19 former students have earned a graduate-professional degree (including JD, MD, EdD); and 119 former students have earned a master’s degree.
- Since its inception, the LSU McNair Program has served approximately 243 graduates and they have enrolled in more than 125 different graduate programs throughout the US and abroad.
- Six of our former students are now college faculty.

McNair Enrollment by Home University		
	2009-10	2010-11
LSU	24	26
LSU-Shreveport	1	1
Southern	3	1
Southeastern	1	2
UNO	1	0
Total	30	30

McNair Enrollment by Ethnicity		
	2009-10	2010-11
American Indian	1	1
Asian	2	3
African American	23	19
Hispanic	2	3
White	2	4
Native Hawaiian	0	0
Total	30	30

Note: McNair program data collection begins in the summer semester preceding the fall semester because federal funding begins during the summer.

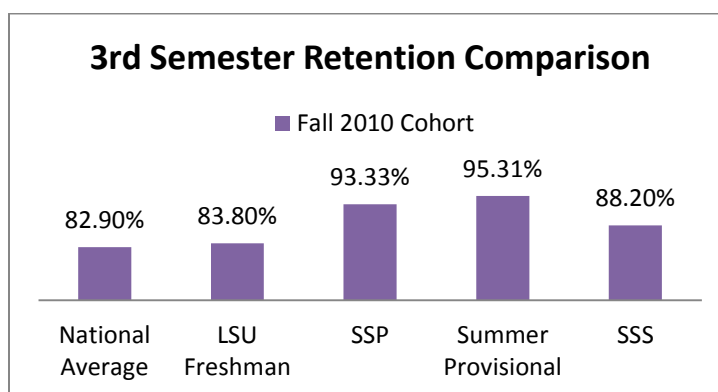
Retention Data

Because University College serves as the portal for advising and counseling at the university, LSU cohort retention and graduation rates greatly depend on the successes of our department. UC also tracks various retention and graduation rates for its internal programs serving minority and/or high risk student populations.

3rd Semester Retention

2010-11 cohort

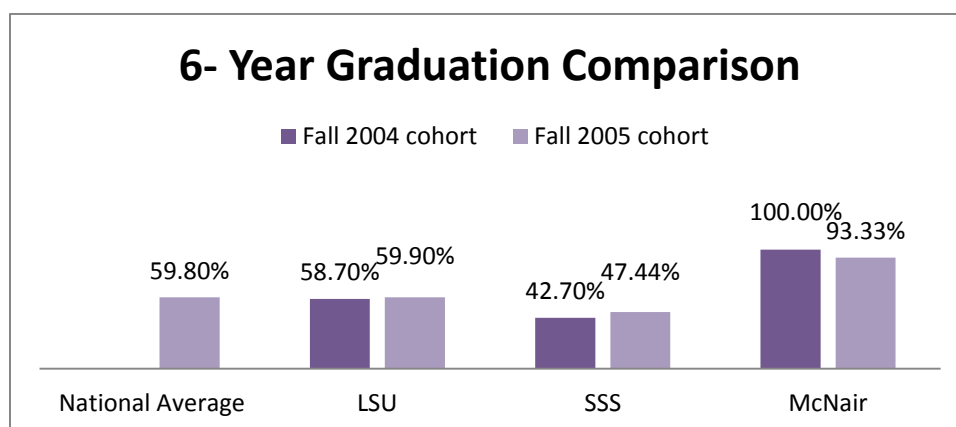
National 4 year selective doctoral public institutions	77.9%
LSU 2010 first-year cohort	83.8%
UCFY Programs	
Summer Scholars Program (summer 2010)	93.3%
Summer Provisional (summer 2011)	95.3%
Student Support Services (fall 2010 cohort)	88.2%



All University College programs showed higher first-year-to-sophomore retention than LSU's fall 2010 First-year cohort, which showed a higher rate than the national average (provided by ACT.org).

6-year Graduation Rate

National 4-year selective doctoral public institutions	59.8%
LSU (fall 2005 first-year cohort)	59.9%



Retention and Enrichment Programs

University College offers many workshops and programs throughout the academic year to give additional resources to students before their senior college experience.

Steps to Success Program

Steps to Success is a retention program for Re-Entry Probation/Warning and Restricted Admissions students. University College also partners with senior colleges to accept college-dropped students in order to aid these students back into their major program for further retention. This program is a requirement for admission to UCAC and focuses on increasing knowledge of quality point calculation, study skills, and life management skills. Steps to Success began in fall 2008 and has had more than a 60 percent retention rate since its initiation.

True Colors Workshops

University College's True Colors workshop was inspired by counselor and author Carolyn Kalil's book, *Follow your True Colors to the Work You Love*. This program includes a series of workshops intended to assist undecided students as well as those considering making a change in major with discovering careers for which they may best be suited. Using a color-coded system, which categorizes careers as well as the majors required for those occupations, True Colors is facilitated by several University College counselors who lead participants through activities designed to provoke self-evaluation and inform.

True Colors is a no cost, voluntary program available to all University College students in need of guidance in selecting a major. In support of university retention efforts, the program is intended to strengthen students' sense of purpose and increase motivation for continuous academic success, thus leading to higher four-year-graduation rates. Also, since the introduction of CATS (Comprehensive Academic Tracking System) the need for first year students to select as early as possible a major in which they feel most well suited for and thus likely to graduate in is greater now more than ever.

True Colors Workshops			
	Fall 2010	Spring 2011	AY 2010-11
True Colors total enrollment	64	9	73
True Colors total workshops	6	6	12
Average students per workshop	11	2	6
% of students seeking major change	54.69%	55.56%	54.79%
% of students w/ >1 major change	14.06%	0.00%	12.33%

Extended Orientation / English Class Visits

UCFY Counselors visited 80 sections of first-year English classes in fall 2010 and connected with 1,623 students to discuss the role of University College academic counselors and to follow up on campus resources and services available to students.

University College Sponsors Annual Fall TOPS Scholarship Informational Meetings

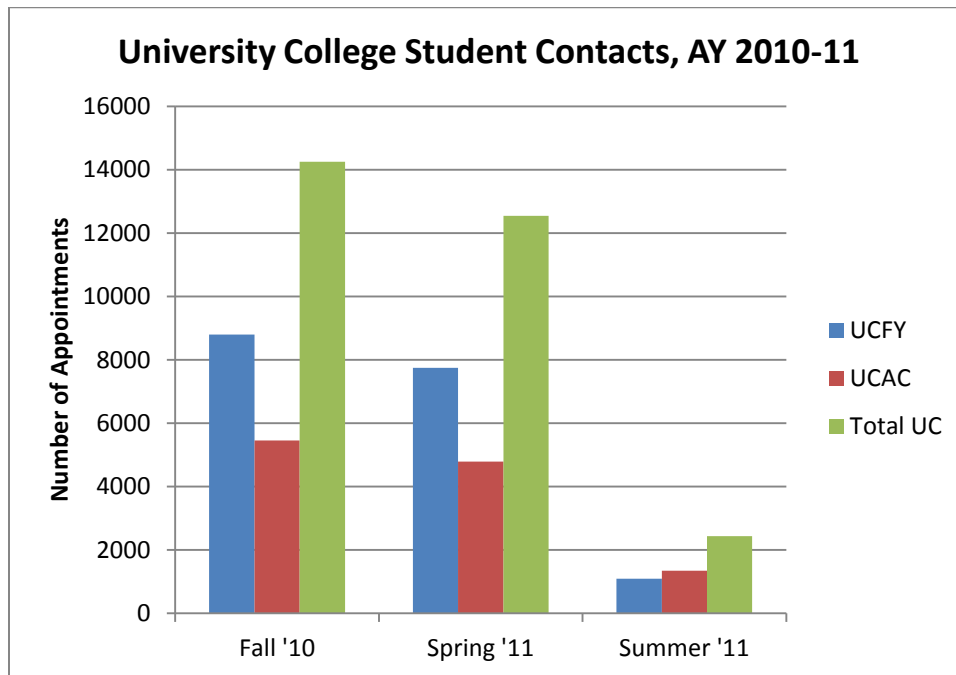
In fall 2010, 2,170 first-year students attended our annual TOPS Scholarship Informational Meeting. This accounted for 59 percent of the first-year class in attendance. Representatives from the Louisiana Office of Student Financial Assistance presented details of the academic requirements needed to maintain the various levels of scholarships offered by this state program.

Student Contacts

University College provides a variety of services, events, and programs throughout the year to focus on the retention and success of students. Primary among these is advising students toward their successful entry into a senior college at LSU. Both UCFY and UCAC use a great portion of their human capital and resources to counsel students for a myriad of reasons. Students self-select these reasons when arriving at UC.

Total University College Advising Student Contacts

Student contacts are highest in the fall semesters and decrease in the spring and summer semesters as student enrollment in UCFY and UCAC decreases. UCAC advises a greater number of students in the summer semester than UCFY. In academic year 2010-11, University College served students in 29,235 appointments through the units of UCFY and UCAC.



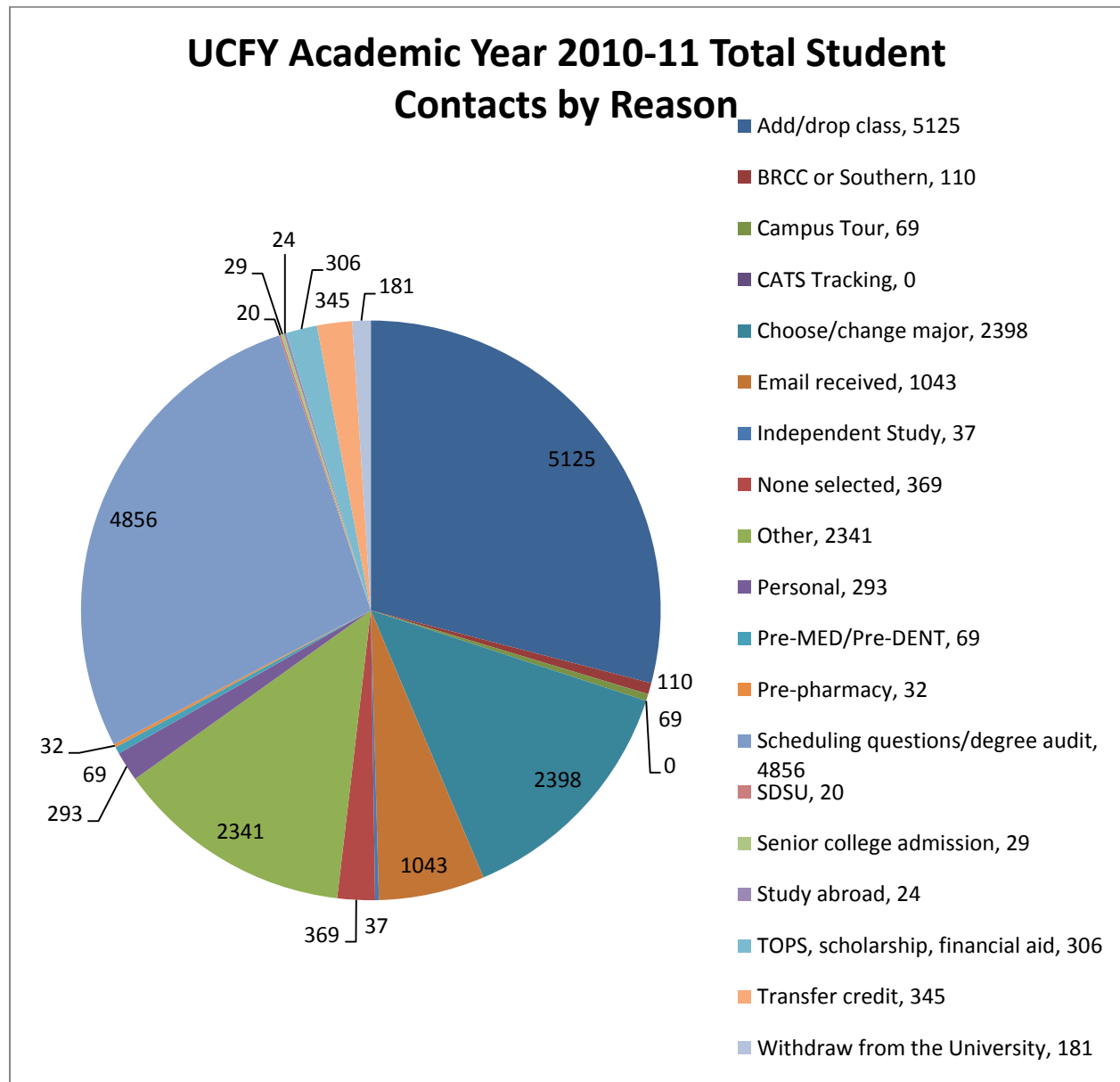
	Fall '10	Spring '11	Summer '11	Total AY 2010-11
UCFY	8801	7752	1094	17647
UCAC	5455	4791	1342	11588
Total UC	14256	12543	2436	29235

University College Student Contacts by Purpose

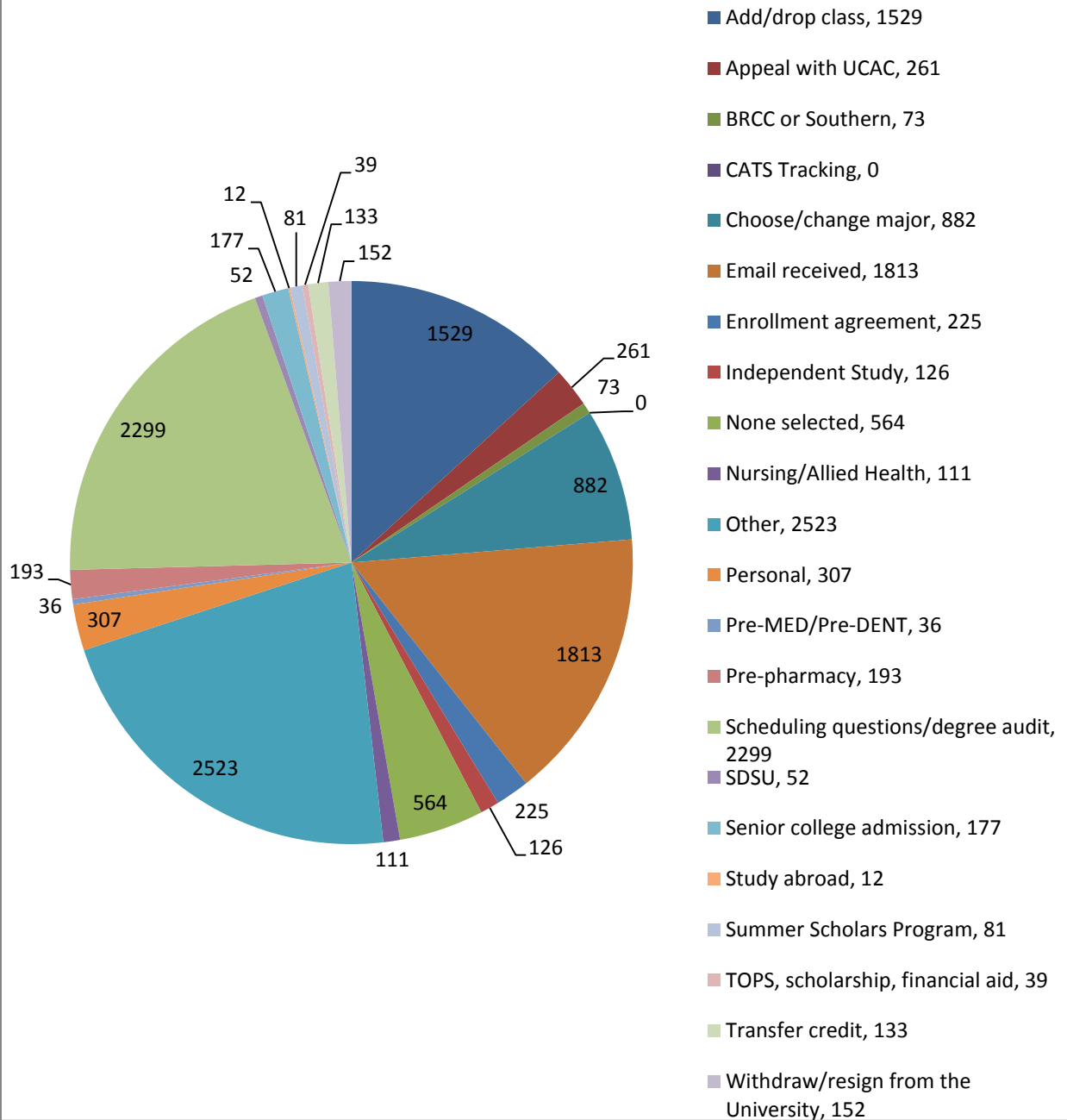
Below is a breakdown of student contacts by purpose or reason for both UCFY and UCAC.

A majority of UCFY's 17647 appointments (approximately 91 percent) fall within the following categories: "Add/drop class," "Choose/change major," "Email received," "None Selected," "Other," "Personal," "Scheduling questions/degree audit," "TOPS, scholarship, financial aid," and "Transfer credit."

A majority of UCAC's 11588 appointments (approximately 93 percent) fall within the following categories: "Add/drop class," "Appeal with UCAC," "Choose/change major," "Email received," "Enrollment agreement," "None Selected," "Other," "Personal," "Pre-pharmacy," "Scheduling questions/degree audit," and "Senior college admission."



UCAC Academic Year 2010-11 Total Student Contacts by Reason



Notes regarding charts:

Semesters are measured from the first day of class to the last day of examinations.

The aggregate total of appointments for UC does not include those specific to internal programs such as McNair and SSS; however, some SSS and SSP students do receive UCAC advising, which may or may not be specifically noted above.

Milestones

Every academic year, University College continues to remain a place of excellence at LSU, whether through university awards, student achievement, or continued service. Below are some of the key milestones for University College during the 2010-11 academic year.

Dean title change

LSU named Paul Ivey as the newly appointed executive director of University College. The university created this position, formerly held by a dean, to identify the leadership role for the College. The title of dean at LSU will be reserved for those academic units on campus that award degrees and have teaching and research responsibilities.

Advisor of the Year Award

UCAC Counselor and Summer Scholars Program Coordinator Annette Yancy received the prestigious 2010-11 Advisor of the Year award for the LSU Baton Rouge campus. University College sponsors this annual award, in conjunction with a \$1,000 cash stipend sponsored by TAF. Ms. Yancy is currently serving in her second year as SSP Coordinator, and she has served University College and the College of Education as an advisor for more than 13 years. In her role with University College, she has also served students who are enrolled in the Scholastic Drop-Summer Only Program, which gives students who are scholastically dropped in the fall or spring semesters the opportunity to regain admission to the university through summer coursework and counseling.

Staff Service Awards

Years of Service in University College:

Mary Ann Brown, Ramon Lopez, and Candace C. Sharper- three years

Anthony Oster and Joyce Wakefield- five years

Paul Ivey- 20 years

Georgia Harper- 30 years

Years of Service at LSU:

Nanette Cheatham- 10 Years

Miriam Smith and Deborah Hollier- 20 Years

Gwendolyn Snearl- 30 Years

Professional Licensures

Ramon Lopez and Anthony Oster have completed their requirements to earn their professional licensure. This certification, by Louisiana's Licensed Professional Counselor Board of Examiners (LPCB), entails extensive experience, passing a standardized examination, supervision hours and several other professional requirements. LPCB's mission is "to protect the public interest by regulating the practice of mental health counseling and use of the title of Licensed Marriage and Family Therapist and Licensed Professional Counselor." University College is pleased to use these counselors' expertise and experience to benefit the students we serve. Currently working toward the licensure requirements are Erin Anthony, Jennifer Smith and Ashley Wright.

McNair: Renewal Effort and New Administration

The Ronald E. McNair Research Scholars Program is funded by a grant from the U.S. Department of Education. Grants are awarded for a period of five years. The McNair Program is currently preparing the 2012 grant proposal. Applicants must demonstrate the need for the project; provide measureable, ambitious, and attainable objectives; and provide a detailed plan of operation for how to meet the stated objectives.

In April 2011, Joe Givens was promoted from assistant director to director of the Ronald McNair Program.

Student Support Services (SSS) Grant Renewal

University College's Student Support Services, a federal TRIO grant program specifically designed to increase college retention and graduation rates, has been providing resources and opportunities to first generation, low-income, and disabled students at LSU since 1978. SSS received a new grant award for a five year term (2010-15). The awarded amount for the 2010-11 academic year was \$347,751.

Summer Scholars Program (SSP) Reunion and Fund Raising Goal

During LSU's Homecoming weekend festivities, the Summer Scholars Program held its 20-year reunion. 60 former scholars and other program supporters attended the weekend events: Friday night social/soiree at the Shaw Center, Saturday breakfast banquet/business meeting at the Hilton downtown, Saturday tailgate and homecoming game tickets purchased by attendees, and Sunday fellowship at Mt. Pilgrim Church. During the events, individuals gave or pledged a total of more than \$5,000 to the program. This year, University College started a new 'campaign' to raise \$250,000 for the Summer Scholars Program, specifically to be able to double the program's student participation. This event was part of the collective effort to use SSP alumni as a source of financial support for future cohorts. Annette Yancy, SSP coordinator and 2010-11 advisor of the year, was responsible for planning the 20-year reunion.

Scholarship Awards

In the 2010-11 academic year, University College awarded \$44,450 in student scholarships.

Don Redden Scholarship:

Megan Cannatella, Baton Rouge, La.

Elayn Hunt Memorial Scholarship:

Ashley Hopkins, Baton Rouge, La.

Glenda W. Streva Scholarship:

Adria Broussard, New Iberia, La.

Regan McFaul, Breaux Bridge, La.

Ryan Paul Shannon Memorial Scholarship:

Marissa Burrridge, Metairie, La.

Patrick McMahan, Metairie, La.

University College Sophomore Scholarship:

Nathan Macaluso, Harahan, La.

Summer Provisional:

John Reardon Jr., Baton Rouge, La.

Summer Scholars:

Natalie Derouen, St. Martinville, La.

Summer Opportunity:

Dillon Eymard, Lockport, La.

Dillon-Dotson Book Award:

De-Andre Beadle, Missouri City, Texas

Kraig Buchanan, Hammond, La.

Joshua Charles, San Antonio, Texas

Jarod Mardis, Baton Rouge, La.

Roxana Murphy, Shreveport, La.

Tiger Athletic Foundation Scholarship Recipients:

Alysia Ali, Marrero, La.

Emily Beau, Covington, La.

Paige Bernard, Kenner, La.

Clare Carter, Baton Rouge, La.

Amanda Cosgriff, Mandeville, La.

Lauren Daigle, Lafayette, La.

Amy Davis, Metairie, La.

Leland Emery, Slidell, La.

William Gensler, Mandeville, La.

Cortland Giardina, Gonzales, La.

Molly Glennon, New Orleans, La.

Kristen Guidry, Prairieville, La.

Monica Hanzo, Harahan, La.

Brooke Harner, Bossier City, La.

Justin Javier, Houston, Texas

Jade Jenkins, Baton Rouge, La.

Erin Laurent, New Roads, La.

Thomas Lorando, Mandeville, La.

Matt Marks, Jefferson, La.

Kaitlyn Moser, St. Rose, La.

Joseph Owens, Houma, La.

Rylan Phung, Baton Rouge, La.

Maureen Quern, Metairie, La.

Courtney Quin, Greenwell Springs, La.

Brandi Ramagos, New Roads, La.

Emily Reilly, Kenner, La.

Emily Robert, Metairie, La.

Bonnie Schiffman, Metairie, La.
James Stanich, Metairie, La.
Caroline Stewart, Rayne, La.
Gabiella Vince, Mandeville, La.
Haleigh West, Baton Rouge, La.
Megan Williams, Krotz Springs, La.
Alexander Young, Meridian, Miss.

The scholarship recipients were selected by the University College Scholarship Committee, which was comprised of Advisory Board members Greg Bowser, Gary Huntley, and Becky Rogers.

Faculty Awards

In the 2010-11 academic year, University College presented \$8,750 in faculty awards.

George H. Deer Distinguished Teaching Award:
Martha Strohshein, English

Alumni Association Teaching Assistant Award:
Myron Minn-Thu-Aye, Mathematics

Tiger Athletic Foundation First-Year Teaching Award:
Julia Ledet, Mathematics
Roxanne Dill, Manship School of Mass Communication
Michael Dettinger, Foreign Languages
Ginesse Listi, Geography & Anthropology
Jacob Berman, English
Raymond Chastain, Physics & Astronomy
Sheldon Lotten, Foreign Languages

Faculty awards were selected by a University College staff committee.

Advisory Board Membership and Annual Meeting

The current University College Advisory Board has a membership of 21 paying members and two honorary members. Board members met in August 2011 for the annual membership meeting. During this meeting, department successes were shared. The board voted to allocate \$100,000 from the Development Fund to a quasi-endowment, which will allow discretionary spending for scholarships and programming in University College.

Advisory Board Members, 2010-11

Mr. Tim Abendroth, *Shreveport, La.*
Ms. Monica Azare, *New York, N.Y.*
Dr. Brent Berry, *Bossier City, La.*
Mr. Robert D. Bond, *Baton Rouge, La.*
Mr. Marvin Borgmeyer, *Baton Rouge, La.*
Dr. George Boudreaux, *Covington, La.*
Mr. Greg Bowser, *Baton Rouge, La.*
Mr. Daniel M. Bruce Jr., *Houma, La.*
Mrs. Mimi Close, *Alexandria, La.*
Mr. John L. Daniel, *Baton Rouge, La.*
Mr. Norman Deumite, Chair, *Baton Rouge, La.*
Dr. Bernard Fruge, *Lafayette, La.*
Mr. Patrick E. Henry, Esq., *Baton Rouge, La.*
Mr. Gary Huntley, *Baton Rouge, La.*
Mr. Ron Liuzza, *Kenner, La.*
Mr. Anthony McFarland, *Odessa, Fla.*
Mr. Clint Odom, *Lorton, La.*
Ms. Becky Rogers, *Baton Rouge, La.*
Mr. Paul Tweedy, *Jena, La.*
Mrs. Tutta Vetter, *Baton Rouge, La.*
Dr. Romel Wrenn, *Alexandria, La.*

HONORARY MEMBERS

Dr. Carolyn Collins, *Baton Rouge, La.*
Ms. Millie Guichard, *Biloxi, Miss.*

EX-OFFICIO MEMBERS

Mr. Paul R. Ivey, *Baton Rouge, La.*

LOVE PURPLE
LIVE GOLD
LSU
Where Passion Becomes **Genius.**

LSU UNIVERSITY
COLLEGE

**150 Allen Hall
Baton Rouge, LA 70803
225-578-6822
www.uc.lsu.edu
email: ucinfo@lsu.edu**