

Concept Maps

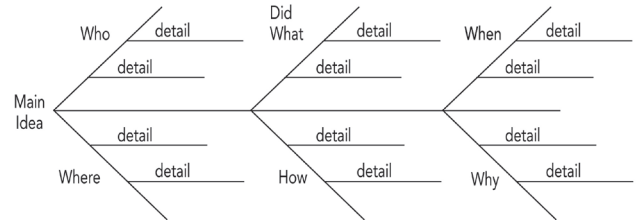
Concept mapping is a way to arrange material in a visual manner to assist with your organization, comprehension, and retention of material.

Use Concept Maps to:

- Brainstorm ideas
- Organize concepts
- Preview a chapter
- Take notes
- Practice retrieval

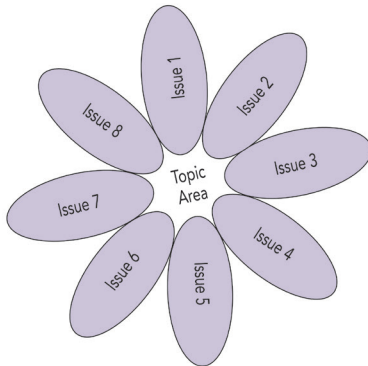
Fishbone

Use a Fishbone Map to visualize how details from multiple sources contribute to one theme, event, or main idea.



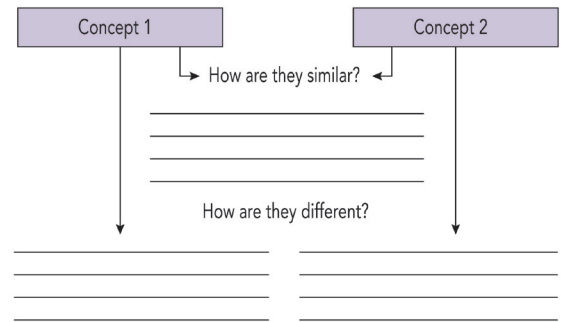
Flower

Use a Flower Map to visualize parts of a whole; expand further with more details.



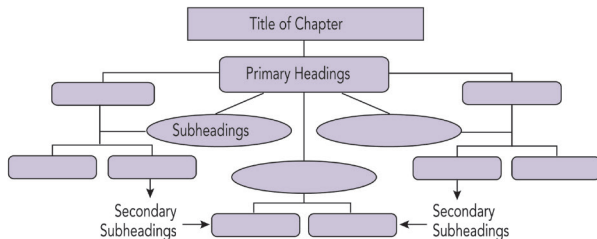
Compare & Contrast

Use a Compare and Contrast Map to focus on **how** concepts are similar or different and **why** that is important.



Chapter

Use a Chapter Map to understand how concepts fit with your chapter's topic and objectives.



Example of a Chapter Map

