

CM

CM

NEW

This flowchart represents an **eight semester path** to graduation.

Fail to successfully complete a CM course during the academic year, expect to spend more than four years to graduate.

HOURS: 17 15 15 15 15 15 15 15 = 122

FLOWCHART LEGEND

- Credit required
- S Course offered in the Spring semester only
- F Course offered in the Fall semester only
- * Elective (See reverse side of FlowChart)
General Education –
See 2014-2015 General Catalog
- Course is a Prerequisite to an IEA Course(s)
- C Must make a "C" or better in the course

Construction Management Office
201 Old Forestry Building

www.cm.lsu.edu



Grade of "C" or better required in all CM and prerequisite courses BEFORE moving on to next course

Registration in any CM course above CM 2101 is restricted to students admitted to a senior college with a declared CM major or minor.

Ver 01.23.15

Approved General Education (GE) Electives:

GE Arts Elective (3 hrs)

Any general education arts course listed in the General Catalog (e.g. ARCH 2401, ART 1001, LA 1201, MUS 1751, PHIL 2023, etc.).

GE Social Sciences Elective (6 hrs)

ECON 2030 and 3 additional hours of any general education social sciences course listed in the General Catalog (e.g. CMST 2010, GEOG 1001, MC 2000, PSYC 2000, SOCL 2001, etc.) or ECON 2000 & 2010.

GE Humanities Elective: (9 hrs)

CMST 1061 or CMST 2060, and 6 additional hours of any general education humanities course listed in the General Catalog (e.g. HIST 1001, 1003, 2055, 2057, LA 1203, PHIL 1000, 2020, etc.). Students may take more than 1 CMST course.

Minors for CM Majors (included in curriculum):

Business Administration (BADM) – ISDS 1100, Acct 2000, ECON 2030, MGT 3200, MKT 3401, FIN 3715; 18 CH.

Technical Sales Minor (TECHS) – ACCT 2000, Econ 2030, MGT 3200, MKT 3401, IE 3201 or FIN 3715, PHYS 2002, CMST 1061 or 2060, CM 4211; 24 CH

The BADM minor also has the most of the courses for the TECHS Sales minor. Students need to declare both as part of the CM degree plan. To declare, see a College of Engineering Counselor in Audubon Sugar Institute Building.

Certificates* for CM Majors (included in curriculum):

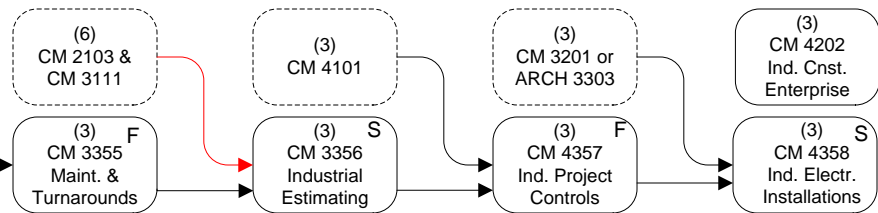
Occupational Safety and Health Administration (OSHA)
Certified Occupational Safety Specialist (COSS)
30-Hour Safety Card

American Institute of Constructors (AIC)
Associate Constructor (AC) certification

*Material taught in CM courses and exams offered in those courses; must pass exams to obtain certifications

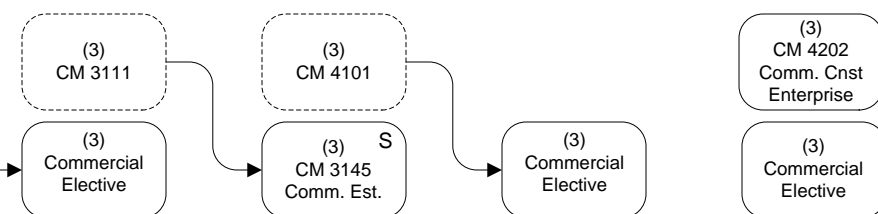
Industry Emphasis Area

Industrial



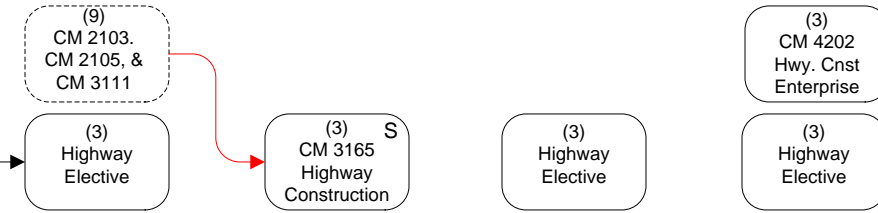
Commercial

- Commercial Electives
- CM 4208 Internship
 - CM 4302 Sustainable Construction
 - CMST 4113 Comm. & Leadership in Teams
 - CM 4206 Building Information Modeling



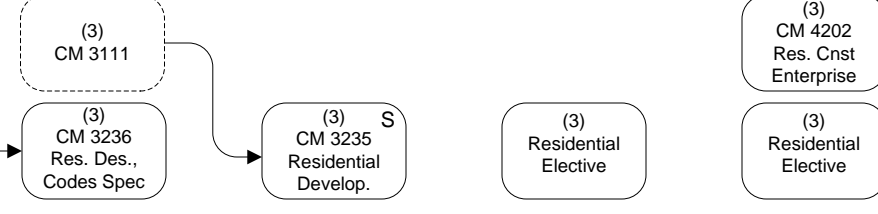
Highway

- Highway Electives
- CM 4208 Internship
 - CM 4355 Driven Pile Construction
 - CM 4302 Sustainable Construction
 - CE 3600 Princ. Of Highway Traffic Eng.
 - CE 4600 Geometric Design of Highys and Airports



Residential

- Residential Electives
- CM 4208 Internship
 - FIN 3353 Real Estate Finance
 - MGT 4113 Small Business Management
 - MGT 3320 Human Resource Management



Military (ROTC Only)

- ADAPTIVE LEADERSHIP focus
Military Science Electives
- MILS 3011 Adaptive Tactical Leadership
 - MILS 3012 Leadership in Changing Env.
 - MILS 4011 Developing Adaptive Leaders
 - MILS 4012 Leadership in a Complex World

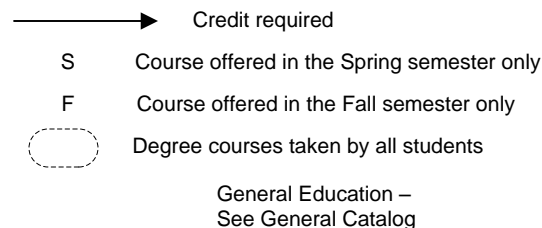


General

- Select from Industry Emphasis Area (IEA) courses above or
- DSM 2000 Hazards, Disaster and the Env
 - DSM 3200 Tech and Emergency Mgmt



CM



FLOWCHART LEGEND

Construction Management Office
201 Old Forestry Building
www.cm.lsu.edu



Grade of "C" or better required in all CM and prerequisite courses BEFORE moving on to next course

Registration in any CM course above CM 2101 is restricted to students admitted to a senior college with a declared CM major or minor.